



Genuine Mercedes-Benz Remanufactured Parts Catalog

Mercedes-Benz



Table of Contents

Introduction.....	page 3
What is “Remanufactured”?.....	page 4
Warranty Coverage.....	page 5
Web Parts.....	page 5
Core Parts Return Guidelines.....	page 7
Parts Reference	
Air Conditioning.....	page 8
Air Flow Sensors.....	page 14
Alternators & Related Components.....	page 15
Audio & Navigation.....	page 22
Axels & Related Components.....	page 38
Brake Components.....	page 41
Diesel Components.....	page 43
Electronic Control Units & Senders.....	page 43
Engines & Related Components.....	page 50
Fuel Injection.....	page 54
Instrument Clusters.....	page 57
Starters.....	page 59
Steering & Related Components.....	page 63
Transmission & Related Components.....	page 68
Turbochargers.....	page 76
Water Pumps.....	page 76

Introduction

Mercedes-Benz offers an extensive line of remanufactured parts in over 20 different product lines which can provide your customers an ideal low-cost alternative to new Mercedes-Benz Genuine Parts for vehicle repairs that are in line with the age and current market value.

PARTS THAT PRESERVE. QUALITY. STANDARDS. SAVINGS.

All Mercedes-Benz Genuine Remanufactured Parts meet the same standards for quality, reliability and value as new Mercedes-Benz Genuine Parts. The additional cost savings and reduced environmental impact are added benefits we bring to our remanufactured parts, and you can pass on to your customer. And, with every core part returned to us, you can save on disposal costs which is an added benefit to you and your business.

OUR REMANUFACTURED PARTS OFFER:

Quality. Mercedes-Benz Genuine Remanufactured Parts set the standards for quality and reliability – standards that maintain the value and performance of the vehicle – that which non-Mercedes-Benz aftermarket parts may not be able to match.


Availability. All Mercedes-Benz Genuine Remanufactured Parts supplied by Mercedes-Benz dealerships are kept in stock and are available either on demand or at short notice.

Precise Fit. Mercedes-Benz Genuine Remanufactured Parts include powertrain, mechanical parts, and electronics and are available through the dealer network designed specifically for the vehicle.

Competitive Pricing. Mercedes-Benz Genuine Remanufactured Parts are less expensive than new parts, and sustain a profitable remanufacturing cycle in the long term. Returning core parts to your local dealership saves on the cost of disposal, and can provide a lower cost of ownership for drivers.

Warranty. Mercedes-Benz Genuine Remanufactured Parts have the same warranty Coverage that applies to new Genuine Mercedes-Benz Parts. Note: Engine warranty is four year/fifty thousand miles and transmissions are two year /twenty four thousand miles, whichever comes first.

Environmental Benefits. Using Mercedes-Benz Genuine Remanufactured Parts can reduce environmental impact by reusing materials and requiring less energy for production.



What is Remanufactured?

The differences in terms of how a part is brought back to working condition are often subtle, but important as they frequently carry different or shorter warranties.




DEFINING “REMANUFACTURED”

Remanufacturing of automotive parts begins with an inoperative, failed or worn out part called a “core”. This core is disassembled so that the subsystems and components can be cleaned, tested, repaired/reworked or replaced. The components are then brought back to production specification, reassembled and tested such that the expected performance of the reassembled equipment can be defined and warranted.

- **The ultimate green option:**
Up 80% savings in material consumption.
Up to 90% savings in energy costs.

DIFFERENTIATING “REMANUFACTURED” FROM THE REST

- **Repaired:** usually refers to a part that is simply made operational again.
- **Recycled:** typically refers to a salvaged/used part.
- **Restored/Reconditioned:** refers to older parts, typically parts that are “freshened”.
- **Rebuilt:** refers to a simple replacement of only those components that may be broken or unusable, without a complete disassembly and inspection.



Limited Warranty Coverage

Mercedes-Benz Genuine Remanufactured Parts have the same limited warranty coverage that applies to new Genuine Mercedes-Benz Parts.



THE LIMITED WARRANTY COVERS


- **Defects.** Mercedes-Benz USA, LLC (MBUSA) warrants to the original purchaser and each subsequent owner of Genuine Mercedes-Benz parts, equipment, or factory approved accessories – except tires – installed on a Mercedes-Benz vehicle which is operated in the USA under normal use and service, to be free from defects in material and workmanship.
- **Warranty Period:** This warranty is for 12 months, unlimited mileage from date of purchase.
- **Transmissions:** The Limited Warranty Coverage includes 24 months or 24,000 miles, whichever comes first, from date of purchase.
- **Engines and long blocks:** The Limited Warranty Covers 48 months or 50,000 miles, whichever comes first, from date of installation.

WARRANTY COVERAGE PERIOD

The warranty period starts from the date of purchase of the part or accessory. The dealer (passenger car or light truck, as applicable) must be furnished with the customer's copy of the original sales receipt on counter sales or the customer's copy of the repair order on dealer installations to validate the date of purchase.

NO CHARGE WARRANTY REPAIR

Warranty repair will be made at no charge for parts and labor when performed at an authorized Mercedes-Benz Center (Passenger Car or Light Truck, as applicable).



Webparts

ADVANTAGES TO WEBPARTS ONLINE PARTS

ORDERING TOOL:


- Online parts look-up based on the latest online EPCnet version.
- Increased price transparency.
- Online display of parts availability to improve ordering reliability.
- Time savings and improved efficiency due to simple order process.
- Automatic order email notification.
- Improved long term partnerships.

Dealers, for more information on Webparts, a how to guide on sponsoring your ISP customers, training documents and a video tutorial please visit the new "Webparts" section click on the PAC Website link.

The WebParts URL is <https://aftersales.i.daimler.com>

THE LIMITED WARRANTY DOES NOT COVER:

- **Damage Due to Accidents, Misuse or Negligence.**
Parts damaged due to abuse, misuse, neglect, alteration or accident, or which have been improperly installed, repaired, lubricated, or used in applications for which they were either not designed or approved by MBUSA. Defects or damage from improper testing, operation, maintenance, adjustment, or alteration or modification of any kind.
- **Normal Maintenance.** The expense for cleaning, adjusting, or replacing parts, such as but not limited to, air, oil, and fuel filters, windshield wiper blades, light bulbs, distributor points, or condensers, in the course of normal maintenance is the owner's responsibility. The expense for replacing spark plugs that are oil or lead fouled or which fail due to the use of low grade fuel, improper selection of heat range or mis-application is the owner's responsibility.
- **Damage Caused by Repair Parts.** Malfunctions caused by the use of other than original Mercedes-Benz service parts and accessories.
- **Damage From the Environment.** Parts made from cloth or leather (upholstery, convertible tops, trim items) wood, paint or chrome, which have been affected by airborne fallout, such as chemical and tree sap, or by road salt, hail, windstorm or other environmental factors. Damage caused by an act of God, including without limitation, earthquake, fire, flood, storms or other acts of nature.
- **Damage to Glass.** Glass breakage or scratches are not Covered unless positive physical proof that they are a result of a manufacturing defect can be established.
- **Non-M-B Center Installation.** Labor for removal and replacement of defective parts and accessories sold by an authorized Mercedes-Benz Center (passenger car or light truck, as applicable), if the subsequent repair is performed by a non-authorized repair facility. Labor charges shall be paid only for services provided by an authorized Mercedes-Benz Center (Passenger Car or Light Truck, as applicable).
- **Non-Defective Parts.** All parts, including parts sold over-the-counter (non-M-B Center installation) are subject to warranty parts testing. If a warranty part test result shows "No trouble found," MBUSA will debit the dealer for the entire claim. For parts sold over the counter, the dealer is entitled to recover any expenses from the installer.
- **Transferred Parts.** Any service parts equipment and accessories transferred between vehicles after installation are no longer Covered by this warranty.
- **Extra Expenses.** This warranty does not cover payment for loss of use of the vehicle during warranty repairs nor lodging bills, substitute transportation, rentals, other travel costs, towing, telephone calls, loss of pay or any other indirect or consequential damage.



**FOR ANY QUESTIONS REGARDING
AN EXTENDED LIMITED WARRANTY,
CALL 800-FOR-MERCEDES.**

Core Parts Return Guidelines

Please note: All shipments that contain hazardous materials must be identified, packed, marked, labeled and documented in compliance with all applicable IATA-DGR and 49 CFR (U.S. DOT) HAZMAT shipping regulations.

PACKING INSTRUCTIONS

All core parts require the MBUSA Return Label to be attached to them. They are to be packed in cages and have the Return Document also included. Both the Return Labels and Return Documents are printed in Paragon. Please note: all shipments that contain hazardous materials must be identified, packed, marked, labeled and documented in compliance with all applicable IATA-DGR and 49 CFR (U.S. DOT) HAZMAT shipping regulations.

If a dirty or undrained core is received, you will be contacted, advised of the deficiency and remedial action will be taken on our part. We will absorb the cost to clean and/or drain the first non-compliant core received. You will also be advised as to requirement compliance for all future core returns.

PREPARE PART(S) SHIPMENTS TO THE PDC/DEALERS AS FOLLOWS:

- Where applicable, the exchange unit shipping carton is to be reused when returning cores. Also, reuse the packing material to secure the core in the carton.
- Properly pack the part in either the original box or a suitable sized box.
- Wrap the part in protective packing material to restrict movement, and avoid damage to other parts, before placing into outer shipping container.
- Do not combine heavy and light weight parts within the same box Example: Transmission and phone; alternator and COMAND.
- Ship Haz-Mat items according to government regulations.
- Carefully package all items to ensure they are not damaged by other parts.
- All fluids (oil, A/T fluid, fuel, P/S Fluid) must be completely drained.
- Reinstall all packing plugs and caps if applicable (i.e. A/C Compressors, Engine, transmissions,..etc)
- The exterior of the core must be completely cleaned. All heavy accumulation of oily dirt, grease and grime must be removed; use a degreaser, high pressure hot water hose, power washer or steam hose. Do not allow water to enter the core.
- All engine cores must have the water pump reinstalled and torqued to the block according to Service Specifications. The water pump is used as a lifting point during the unloading process at the factory. It is important to follow this requirement in order to prevent injury or damage.
- The engine core is to be secured in the shipping palletainer and, if available, re-install the protective plastic bag supplied with the exchange unit.

Note: MBUSA reserves the right to reject the core part return if the part(s) were not properly packaged according to the guidelines described above.

Air Conditioning

Model Year	Sales Designation	Model Designation	Engine Designation	Description	New Part #	Reman Part #
1990-2002						
	500SL	129.066	119.960	A/C Compressor	A0002300611	A000230061180
	500SL / SL500	129.067	119.972	A/C Compressor	A0002300611	A000230061180
	600SL / SL600	129.076	120.981	A/C Compressor	A0002300511	A000230051180
	SL500	129.067	119.982	A/C Compressor	A0002300611	A000230061180
	SL600	129.076	120.983	A/C Compressor	A0002300511	A000230051180
	SL500	129.068	113.961	A/C Compressor	A0002302411	A000230241180
1992-1999						
	300SE	140.032	104.990	A/C Compressor	A0002302211	A000230221180
	400SE	140.042	119.971	A/C Compressor	A0002307011	A000230701180
	500SEL / S500	140.051	119.970	A/C Compressor	A0002307011	A000230701180
	600SEL / S600	140.057	120.980	A/C Compressor	A0002301711	A000230171180
	400SEL / S420	140.043	119.971	A/C Compressor	A0002307011	A000230701180
	500SEC / S500	140.070	119.970	A/C Compressor	A0002307011	A000230701180
	600SEC / S600	140.076	120.980	A/C Compressor	A0002302211	A000230221180
	S320	140.032	104.994	A/C Compressor	A0002302211	A000230221180
	S320	140.033	104.994	A/C Compressor	A0002301711	A000230171180
	S500	140.051	119.980	A/C Compressor	A0002307011	A000230701180
	S600	140.057	120.982	A/C Compressor	A0002301711	A000230171180
	S420	140.043	119.981	A/C Compressor	A0002307011	A000230701180
	CL500	140.070	119.980	A/C Compressor	A0002307011	A000230701180
	CL600	140.076	120.982	A/C Compressor	A0002302211	A000230221180
1998-2005						
	ML320	163.154	112.942	A/C Compressor	A0002306811	A000230681180
	ML430	163.172	113.942	A/C Compressor	A0002306811	A000230681180
	ML55 AMG	163.174	113.981	A/C Compressor	A0002306811	A000230681180
	ML500	163.175	113.965	A/C Compressor	A0012302811	A001230281180
	ML350	163.157	112.970	A/C Compressor	A0002309011	A000230901180
2006-2010						
	ML350	164.186	272.967	A/C Compressor	A0012302811	A001230281180
	ML500	164.175	113.964	A/C Compressor	A0002309011	A000230901180
	ML550	164.172	273.963	A/C Compressor	A0012308711	A001230871180
	ML350 2 WD	164.156	272.967	A/C Compressor	A0012308711	A001230871180
2006-2010						
	GL450	164.871	273.923	A/C Compressor	A0012308711	A001230871180
	GL550	164.886	273.963	A/C Compressor	A0012308711	A001230871180

Air Conditioning

Model Year	Sales Designation	Model Designation	Engine Designation	Description	New Part #	Reman Part #
1998-2004						
	SLK230	170.447	111.973	A/C Compressor	A0002307011	A000230701180
	SLK230	170.449	111.983	A/C Compressor	A0002307011	A000230701180
	SLK320	170.465	112.947	A/C Compressor	A0002307011	A000230701180
2005-2010						
	SLK55 AMG	171.473	113.989	A/C Compressor	A0012301911	A001230191180
1994-2000						
	C220	202.022	111.961	A/C Compressor	A0002301311	A000230131180
	C280	202.028	104.941	A/C Compressor	A0002301311	A000230131180
	C36 AMG	202.028	104.941	A/C Compressor	A0002301311	A000230131180
	C230	202.023	111.974	A/C Compressor	A0002307011	A000230701180
	C280	202.029	112.920	A/C Compressor	A0002307011	A000230701180
	C43 AMG	202.033	113.944	A/C Compressor	A0002307011	A000230701180
	C230	202.024	111.975	A/C Compressor	A0002307011	A000230701180
2002-2007						
	C240 2.6	203.061	112.912	A/C Compressor	A0002309011	A000230901180
	C320	203.064	112.946	A/C Compressor	A0002309011	A000230901180
	C32 AMG	203.065	112.961	A/C Compressor	A0002307811	A000230781180
	C320S	203.264	112.946	A/C Compressor	A0002309011	A000230901180
	C230 CL	203.747	111.981	A/C Compressor	A0002309011	A000230901180
	C240 4M	203.081	112.916	A/C Compressor	A0002309011	A000230901180
	C320 4M	203.084	112.953	A/C Compressor	A0002309011	A000230901180
	C320S 4M	203.284	112.953	A/C Compressor	A0002309011	A000230901180
	C240S 4M	203.281	112.916	A/C Compressor	A0002309011	A000230901180
	C230 CL 1.8	203.740	271.948	A/C Compressor	A0002309711	A000230971180
	C240 S	203.261	112.912	A/C Compressor	A0002309011	A000230901180
	C230 1.8	203.040	271.948	A/C Compressor	A0002309011	A000230901180
	C320 CL	203.764	112.946	A/C Compressor	A0002309011	A000230901180
	C55 AMG	203.076	113.988	A/C Compressor	A0012301911	A001230191180
	C230	203.052	272.920	A/C Compressor	A0002309011	A000230901180
	C280	203.054	272.940	A/C Compressor	A0002309011	A000230901180
	C280 4M	203.092	272.941	A/C Compressor	A0002309011	A000230901180
	C350	203.056	272.960	A/C Compressor	A0002309011	A000230901180
	C350 4M	203.087	272.970	A/C Compressor	A0002309011	A000230901180
2009-2010						
	C300	204.054	272.947	A/C Compressor	A0012305011	A001230501180
	C350	204.056	272.961	A/C Compressor	A0012305011	A001230501180
	C300 4M	204.081	272.948	A/C Compressor	A0012305011	A001230501180

Air Conditioning

Model Year	Sales Designation	Model Designation	Engine Designation	Description	New Part #	Reman Part #
1998-2003						
	CLK320	208.365	112.940	A/C Compressor	A0002307011	A000230701180
	CLK430	208.370	113.943	A/C Compressor	A0002307011	A000230701180
	CLK320	208.465	112.940	A/C Compressor	A0002307011	A000230701180
	CLK430	208.470	113.943	A/C Compressor	A0002307011	A000230701180
	CLK55 AMG	208.374	113.984	A/C Compressor	A0002307011	A000230701180
	CLK55 AMG	208.474	113.984	A/C Compressor	A0002307011	A000230701180
2003-2009						
	CLK320	209.365	112.955	A/C Compressor	A0002309011	A000230901180
	CLK500	209.375	113.968	A/C Compressor	A0012301611	A001230161180
	CLK55 AMG	209.376	113.988	A/C Compressor	A0012301911	A001230191180
	CLK320	209.465	112.955	A/C Compressor	A0002309011	A000230901180
	CLK500	209.475	113.968	A/C Compressor	A0012301611	A001230161180
	CLK55 AMG	209.476	113.988	A/C Compressor	A0012301911	A001230191180
	CLK350	209.356	272.960	A/C Compressor	A0012301911	A001230191180
	CLK350	209.456	272.960	A/C Compressor	A0002309011	A000230901180
	CLK550	209.472	273.967	A/C Compressor	A0012301911	A001230191180
	CLK550	209.372	273.967	A/C Compressor	A0012301911	A001230191180
1996-2003						
	E300 Diesel	210.020	606.912	A/C Compressor	A0002307011	A000230701180
	E320	210.055	104.995	A/C Compressor	A0002307011	A000230701180
	E420	210.072	119.985	A/C Compressor	A0002307011	A000230701180
	E430	210.070	113.940	A/C Compressor	A0002307011	A000230701180
	E300	210.025	606.962	A/C Compressor	A0002307011	A000230701180
	E320	210.065	112.941	A/C Compressor	A0002307011	A000230701180
	E320 4M	210.082	112.941	A/C Compressor	A0002307011	A000230701180
	E320S 4M	210.282	112.941	A/C Compressor	A0002307011	A000230701180
	E320S	210.265	112.941	A/C Compressor	A0002307011	A000230701180
	E55 AMG	210.074	113.980	A/C Compressor	A0002307011	A000230701180
	E430 4M	210.083	113.940	A/C Compressor	A0002307011	A000230701180
2003-2009						
	E320	211.065	112.949	A/C Compressor	A0002309111	A000230911180
	E500	211.070	113.967	A/C Compressor	A0002309011	A000230901180
	E55 AMG	211.076	113.990	A/C Compressor	A0012301211	A001230121180
	E320 4M	211.082	112.954	A/C Compressor	A0012301211	A001230121180
	E500 4M	211.083	113.969	A/C Compressor	A0012301211	A001230121180
	E320 CDI	211.026	648.961	A/C Compressor	A0012301411	A001230141180
	E350	211.056	272.964	A/C Compressor	A0012301411	A001230141180
	E350 4M	211.087	272.972	A/C Compressor	A0012301411	A001230141180

Air Conditioning

Model Year	Sales Designation	Model Designation	Engine Designation	Description	New Part #	Reman Part #
	E550	211.072	273.960	A/C Compressor	A0012301411	A001230141180
	E550 4M	211.090	273.962	A/C Compressor	A0012301411	A001230141180
	E320S	211.265	112.949	A/C Compressor	A0012301211	A001230121180
	E500S	211.270	113.967	A/C Compressor	A0012301211	A001230121180
	E500S 4M	211.283	113.969	A/C Compressor	A0012301211	A001230121180
	E320S 4M	211.282	112.954	A/C Compressor	A0012301211	A001230121180
	E55S AMG	211.276	113.990	A/C Compressor	A0012301411	A001230141180
	E350S	211.256	272.964	A/C Compressor	A0012301411	A001230141180
	E350S 4M	211.287	272.972	A/C Compressor	A0012301411	A001230141180
2000-2006						
	CL500	215.375	113.960	A/C Compressor	A0002309011	A000230901180
	CL600	215.378	137.970	A/C Compressor	A0012300111	A001230011180
	CL55 AMG	215.373	113.986	A/C Compressor	A0002309011	A000230901180
	CL600 B-Turbo	215.376	275.950	A/C Compressor	A0012300111	A001230011180
	CL55 AMG	215.374	113.991	A/C Compressor	A0002309011	A000230901180
	CL65 AMG	215.379	275.980	A/C Compressor	A0012300111	A001230011180
2006-2010						
	CLS500	219.375	113.967	A/C Compressor	A0012301211	A001230121180
	CLS55 AMG	219.376	113.990	A/C Compressor	A0012301411	A001230141180
	CLS550	219.372	273.960	A/C Compressor	A0012301411	A001230141180
2000-2006						
	S350	220.067	112.972	A/C Compressor	A0002309111	A000230911180
	S65 AMG	220.179	275.980	A/C Compressor	A0012300111	A001230011180
	S430	220.170	113.941	A/C Compressor	A0002309011	A000230901180
	S500	220.175	113.960	A/C Compressor	A0002309011	A000230901180
	S600	220.178	137.970	A/C Compressor	A0012300111	A001230011180
	S55 AMG	220.173	113.986	A/C Compressor	A0002309011	A000230901180
	S430 4M	220.183	113.948	A/C Compressor	A0002309011	A000230901180
	S500 4M	220.184	113.966	A/C Compressor	A0002309011	A000230901180
	S600 B-Turbo	220.176	275.950	A/C Compressor	A0002309011	A000230901180
	S55 AMG	220.174	113.991	A/C Compressor	A0002309011	A000230901180
2003-2010						
	SL500	230.475	113.963	A/C Compressor	A0002309011	A000230901180
	SL55 AMG	230.474	113.992	A/C Compressor	A0012300211	A001230021180
	SL550	230.471	273.965	A/C Compressor	A0012305511	A001230551180
2006-2010						
	R350	251.165	272.967	A/C Compressor	A0012308711	A001230871180
	R500	251.175	113.971	A/C Compressor	A0012308711	A001230871180
	R350 2WD	251.156	272.967	A/C Compressor	A0012308711	A001230871180

Air Conditioning

Model Year	Sales Designation	Model Designation	Engine Designation	Description	New Part #	Reman Part #
2002-2009						
	G500	463.249	113.962	A/C Compressor	A0002309011	A000230901180
	G55 AMG	463.246	113.982	A/C Compressor	A0002309011	A000230901180
	G55K AMG	463.271	113.993	A/C Compressor	A0002309011	A000230901180
1986-1995 AC Clutch						
	300D Turbo	124.133	603.960	A/C Clutch	A0001301606	A000130160680
	300E	124.030	103.983	A/C Clutch	A0001301606	A000130160680
	260E / 300E 2.6	124.026	103.940	A/C Clutch	A0001301606	A000130160680
	300CE	124.050	103.983	A/C Clutch	A0001301606	A000130160680
	300CE	124.051	104.980	A/C Clutch	A0002301528	A000230152880
	300D 2.5 Turbo	124.128	602.962	A/C Clutch	A0001301606	A000130160680
	300TD Turbo	124.193	603.960	A/C Clutch	A0001301606	A000130160680
	300TE	124.090	103.983	A/C Clutch	A0001301606	A000130160680
	300TE / E320	124.092	104.992	A/C Clutch	A0002302128	A000230212880
	E300 Diesel	124.131	606.910	A/C Clutch	A0002300728	A000230072880
	300E 2.8	124.028	104.942	A/C Clutch	A0002302128	A000230212880
	300E / E320	124.032	104.992	A/C Clutch	A0002302128	A000230212880
	300CE / E320	124.052	104.992	A/C Clutch	A0002302128	A000230212880
	300CE Cab.	124.066	104.992	A/C Clutch	A0002302128	A000230212880
	400E / E420	124.034	119.975	A/C Clutch	A1192300028	A119230002880
	500E / E500	124.036	119.974	A/C Clutch	A1192300028	A119230002880
	300E 4M	124.230	103.985	A/C Clutch	A0001301606	A000130160680
	300TE 4M	124.290	103.985	A/C Clutch	A0001301606	A000130160680
1981-1991						
	380SEL	126.033	116.961	A/C Clutch	A0001301706	A000130170680
	380SEC	126.043	116.963	A/C Clutch	A0001301706	A000130170680
	500SEL	126.037	117.963	A/C Clutch	A0001301706	A000130170680
	500SEC	126.044	116.963	A/C Clutch	A0001301706	A000130170680
	300SD Turbo	126.120	617.951	A/C Clutch	A0001301706	A000130170680
	300SDL Turbo	126.125	603.961	A/C Clutch	A0001301606	A000130160680
	420SEL	126.035	116.965	A/C Clutch	A0001301706	A000130170680
	560SEL	126.039	117.968	A/C Clutch	A0001301706	A000130170680
	560SEC	126.045	117.968	A/C Clutch	A0001301706	A000130170680
	300SEL	126.025	103.981	A/C Clutch	A0001301606	A000130160680
	300SE	126.024	103.981	A/C Clutch	A0001301606	A000130160680
	350SD Turbo	126.134	603.970	A/C Clutch	A0001301606	A000130160680
	350SDL Turbo	126.135	603.970	A/C Clutch	A0001301606	A000130160680

Air Conditioning

Model Year	Sales Designation	Model Designation	Engine Designation	Description	New Part #	Reman Part #
1990-2002						
	300SL	129.061	104.981	A/C Clutch	A0002302128	A000230212880
	500SL	129.066	119.960	A/C Clutch	A1192300028	A119230002880
	500SL / SL500	129.067	119.972	A/C Clutch	A1192300028	A119230002880
	600SL / SL600	129.076	120.981	A/C Clutch	A0002301528	A000230152880
	SL320	129.063	104.991	A/C Clutch	A0002302128	A000230212880
	SL600	129.076	120.983	A/C Clutch	A0002301528	A000230152880
1992-1999						
	300SE	140.032	104.990	A/C Clutch	A0002302128	A000230212880
	400SE	140.042	119.971	A/C Clutch	A1192300028	A119230002880
	500SEL / S500	140.051	119.970	A/C Clutch	A0002302228	A000230222880
	600SEL / S600	140.057	120.980	A/C Clutch	A0002302328	A000230232880
	300SD TD	140.134	603.971	A/C Clutch	A0002301728	A000230172880
	400SEL / S420	140.043	119.971	A/C Clutch	A1192300028	A119230002880
	500SEC / S500	140.070	119.970	A/C Clutch	A1192300028	A119230002880
	600SEC / S600	140.076	120.980	A/C Clutch	A0002302328	A000230232880
	S320	140.032	104.994	A/C Clutch	A0002302128	A000230212880
	S320	140.033	104.994	A/C Clutch	A0002302328	A000230232880
	S500	140.051	119.980	A/C Clutch	A0002300928	A000230092880
	S600	140.057	120.982	A/C Clutch	A0002302328	A000230232880
	S420	140.043	119.981	A/C Clutch	A1192300028	A119230002880
	CL500	140.070	119.980	A/C Clutch	A0002300928	A000230092880
	CL600	140.076	120.982	A/C Clutch	A0002302328	A000230232880
1998-2005						
	ML320	163.154	112.942	A/C Clutch	A0002302128	A000230212880
	ML430	163.172	113.942	A/C Clutch	A0002302128	A000230212880
	ML55 AMG	163.174	113.981	A/C Clutch	A0002302128	A000230212880
1998-2004						
	SLK230	170.447	111.973	A/C Clutch	A0002302128	A000230212880
	SLK230	170.449	111.983	A/C Clutch	A0002302128	A000230212880
	SLK320	170.465	112.947	A/C Clutch	A0002302128	A000230212880
	SLK32 AMG	170.466	112.960	A/C Clutch	A0002302128	A000230212880
1984-1992						
	190E 2.3	201.024	102.961/ 85	A/C Clutch	A0112508003	A011250800380
	190D 2.2	201.122	601.921	A/C Clutch	A0001301606	A000130160680
	190D 2.5	201.126	602.911	A/C Clutch	A0001301606	A000130160680
	190E 2.3-16	201.034	102.983	A/C Clutch	A0001301606	A000130160680
	190E 2.6	201.029	103.942	A/C Clutch	A0001301606	A000130160680
	190D 2.5 Turbo	201.128	602.961	A/C Clutch	A0001301606	A000130160680
	190E 2.3	201.028	102.985	A/C Clutch	A0132504803	A013250480380

Air Conditioning / Air Flow Sensors

Model Year	Sales Designation	Model Designation	Engine Designation	Description	New Part #	Reman Part #
1994-2000						
	C220	202.022	111.961	A/C Clutch	A0002302128	A000230212880
	C280	202.028	104.941	A/C Clutch	A0002302128	A000230212880
	C36 AMG	202.028	104.941	A/C Clutch	A0002302128	A000230212880
	C230	202.023	111.974	A/C Clutch	A0002302128	A000230212880
	C280	202.029	112.920	A/C Clutch	A0002302128	A000230212880
	C43 AMG	202.033	113.944	A/C Clutch	A0002302128	A000230212880
	C230	202.024	111.975	A/C Clutch	A0002302128	A000230212880
2002-2007						
	C230 CL	203.747	111.981	A/C Clutch	A0002302128	A000230212880
1998-2003						
	CLK320	208.365	112.940	A/C Clutch	A0002302128	A000230212880
	CLK430	208.370	113.943	A/C Clutch	A0002302128	A000230212880
	CLK320 Cab.	208.465	112.940	A/C Clutch	A0002302128	A000230212880
	CLK430 Cab.	208.470	113.943	A/C Clutch	A0002302128	A000230212880
	CLK55 AMG	208.374	113.984	A/C Clutch	A0002302128	A000230212880
	CLK55 AMG Cab.	208.474	113.984	A/C Clutch	A0002302128	A000230212880
1996-2003						
	E300 Diesel	210.020	606.912	A/C Clutch	A0002302128	A000230212880
	E320	210.055	104.995	A/C Clutch	A0002302128	A000230212880
	E420	210.072	119.985	A/C Clutch	A0002302128	A000230212880
	E430	210.070	113.940	A/C Clutch	A0002302128	A000230212880
	E300 TD	210.025	606.962	A/C Clutch	A0002302128	A000230212880
	E320	210.065	112.941	A/C Clutch	A0002302128	A000230212880
	E320 4M	210.082	112.941	A/C Clutch	A0002302128	A000230212880
	E320 4M Wagon	210.282	112.941	A/C Clutch	A0002302128	A000230212880
	E320 Wagon	210.265	112.941	A/C Clutch	A0002302128	A000230212880
	E55 AMG	210.074	113.980	A/C Clutch	A0002302128	A000230212880
	E430 4M	210.083	113.940	A/C Clutch	A0002302128	A000230212880
1990-2002 Air Flow Sensor						
	300SL	129.061	104.981	Air Mass Sensor	A0000742814	A000074281480
	500SL	129.066	119.960	Air Mass Sensor	A0000940148	A000094014880
	500SL / SL500	129.067	119.972	Air Mass Sensor	A0000940148	A000094014880
	600SL / SL600	129.076	120.981	Air Mass Sensor	A0000940248	A000094024880
	SL320	129.063	104.991	Air Mass Sensor	A0000940148	A000094014880
	SL500	129.067	119.982	Air Mass Sensor	A0000940148	A000094014880
	SL600	129.076	120.983	Air Mass Sensor	A0000940248	A000094024880

Air Flow Sensors / Alternators & Related Components

Model Year	Sales Designation	Model Designation	Engine Designation	Description	New Part #	Reman Part #
1992-1999						
	300SE	140.032	104.990	Air Mass Sensor	A0000940548	A000094054880
	400SE	140.042	119.971	Air Mass Sensor	A0000940148	A000094014880
	500SEL / S500	140.051	119.970	Air Mass Sensor	A0000940148	A000094014880
	600SEL / S600	140.057	120.980	Air Mass Sensor	A0000940248	A000094024880
	300SD / S350	140.134	603.971	Air Mass Sensor	A0005429614	A000542961480
	400SEL / S420	140.043	119.971	Air Mass Sensor	A0000940148	A000094014880
	500SEC / S500	140.070	119.970	Air Mass Sensor	A0000940148	A000094014880
	600SEC / S600	140.076	120.980	Air Mass Sensor	A0000940248	A000094024880
	S320	140.032	104.994	Air Mass Sensor	A0000940548	A000094054880
	S320	140.033	104.994	Air Mass Sensor	A0000940548	A000094054880
	S500	140.051	119.980	Air Mass Sensor	A0000940148	A000094014880
	S600	140.057	120.982	Air Mass Sensor	A0000940248	A000094024880
	S420	140.043	119.981	Air Mass Sensor	A0000940148	A000094014880
	CL500	140.070	119.980	Air Mass Sensor	A0000940148	A000094014880
	CL600	140.076	120.982	Air Mass Sensor	A0000940248	A000094024880
1984-1992						
	190E 2.3	201.024	102.961/ 85	Air Mass Sensor	A0000742014	A000074201480
	190E 2.6	201.029	103.942	Air Mass Sensor	A0000742014	A000074201480
	190E 2.3	201.028	102.985	Air Mass Sensor	A0000742114	A000074211480
1994-2000						
	C220	202.022	111.961	Air Mass Sensor	A0000940048	A000094004880
	C280	202.028	104.941	Air Mass Sensor	A0000940148	A000094014880
	C36 AMG	202.028	104.941	Air Mass Sensor	A0000940148	A000094014880
	C280	202.029	112.920	Air Mass Sensor	A0000940048	A000094004880
	C230	202.024	111.975	Air Mass Sensor	A0000940048	A000094004880
1996-2003						
	E320	210.055	104.995	Air Mass Sensor	A0000940048	A000094004880
1986-1995 Alternator						
	300D Turbo	124.133	603.960	Alternator	A0071545402	A007154540280
	260E /300E 2.6	124.026	103.940	Alternator	A0081544902	A008154490280
	300CE	124.050	103.983	Alternator	A0081544902	A008154490280
	300CE	124.051	104.980	Alternator	A0081544902	A008154490280
	300D 2.5 Turbo	124.128	602.962	Alternator	A0071545402	A007154540280
	300TD Turbo	124.193	603.960	Alternator	A0071545402	A007154540280
	300TE	124.090	103.983	Alternator	A0081544902	A008154490280
	300TE /E320	124.092	104.992	Alternator	A0081544902	A008154490280
	E300 Diesel	124.131	606.910	Alternator	A0091543002	A009154300280
	300E 2.8	124.028	104.942	Alternator	A0101544002	A010154400280
	300E / E320	124.032	104.992	Alternator	A0101544002	A010154400280

Alternators & Related Components

Model Year	Sales Designation	Model Designation	Engine Designation	Description	New Part #	Reman Part #
	300CE / E320	124.052	104.992	Alternator	A0101544002	A010154400280
	300CE / E320	124.066	104.992	Alternator	A0101544002	A010154400280
	400E / E420	124.034	119.975	Alternator	A0101540602	A010154060280
	500E / E500	124.036	119.974	Alternator	A0101540602	A010154060280
	300E 4M	124.230	103.985	Alternator	A0091540202	A009154020280
	300TE 4M	124.290	103.985	Alternator	A0091540202	A009154020280
1981-1991						
	380SE	126.032	116.963	Alternator	A0061546102	A006154610280
	380SEL	126.033	116.961	Alternator	A0061546102	A006154610280
	380SEC	126.043	116.963	Alternator	A0061546102	A006154610280
	500SEL	126.037	117.963	Alternator	A0081547602	A008154760280
	500SEC	126.044	116.963	Alternator	A0061546102	A006154610280
	300SD Turbo	126.120	617.951	Alternator	A0051547402	A009154020280
	300SDL Turbo	126.125	603.961	Alternator	A0071545402	A007154540280
	420SEL	126.035	116.965	Alternator	A0061546102	A006154610280
	560SEL	126.039	117.968	Alternator	A0081547602	A008154760280
	560SEC	126.045	117.968	Alternator	A0081547602	A008154760280
	300SEL	126.025	103.981	Alternator	A0081544902	A008154490280
	300SE	126.024	103.981	Alternator	A0081544902	A008154490280
	350SD Turbo	126.134	603.970	Alternator	A0081544902	A008154490280
	350SDL Turbo	126.135	603.970	Alternator	A0081544902	A008154490280
1990-2002						
	300SL	129.061	104.981	Alternator	A0091548802	A009154880280
	500SL	129.066	119.960	Alternator	A0081544202	A008154420280
	500SL / SL500	129.067	119.972	Alternator	A0101547102	A010154710287
	600SL / SL600	129.076	120.981	Alternator	A0101546802	A010154680280
	SL320	129.063	104.991	Alternator	A0091548802	A009154880280
	SL500	129.067	119.982	Alternator	A0101547102	A010154710287
	SL500	129.068	113.961	Alternator	A0101542902	A010154290280
1992-1999						
	300SE	140.032	104.990	Alternator	A0091548802	A009154880280
	400SE	140.042	119.971	Alternator	A0101547102	A010154710287
	500SEL / S500	140.051	119.970	Alternator	A0101547102	A010154710287
	600SEL / S600	140.057	120.980	Alternator	A0091545102	A009154510280
	300SD / S350	140.134	603.971	Alternator	A0081544202	A008154420280
	400SEL / S420	140.043	119.971	Alternator	A0101547102	A010154710287
	500SEC / S500	140.070	119.970	Alternator	A0101547102	A010154710287
	600SEC / S600	140.076	120.980	Alternator	A0091545102	A009154510280
	S320	140.032	104.994	Alternator	A0091548802	A009154880280
	S320	140.033	104.994	Alternator	A0091548802	A009154880280

Alternators & Related Components

Model Year	Sales Designation	Model Designation	Engine Designation	Description	New Part #	Reman Part #
	S500	140.051	119.980	Alternator	A0101547102	A010154710287
	S600	140.057	120.982	Alternator	A0091545102	A009154510280
	S420	140.043	119.981	Alternator	A0101547102	A010154710287
	CL500	140.070	119.980	Alternator	A0101547102	A010154710287
	CL600	140.076	120.982	Alternator	A0091545102	A009154510280
1998-2005						
	ML320	163.154	112.942	Alternator	A0111549102	A011154910280
	ML430	163.172	113.942	Alternator	A0101548102	A010154810287
	ML55 AMG	163.174	113.981	Alternator	A0101548302	A010154830280
	ML500	163.175	113.965	Alternator	A0101548302	A010154830280
	ML350	163.157	112.970	Alternator	A0111549102	A011154910287
2006-2010						
	ML350	164.186	272.967	Alternator	A0131543502	A013154350280
	ML500	164.175	113.964	Alternator	A0131548502	A013154850280
	ML63 AMG	164.177	156.980	Alternator	A1561540102	A156154010280
	ML320 CDI	164.122	642.940	Alternator	A6421540502	A642154050280
	ML550	164.172	273.963	Alternator	A0131545602	A013154560280
	ML320 B-Tec	164.125	642.940	Alternator	A6421540502	A642154050280
	ML350 2 WD	164.156	272.967	Alternator	A0131543502	A013154350280
2006-2010						
	GL450	164.871	273.923	Alternator	A0131545602	A013154560280
	GL320 CDI	164.822	642.940	Alternator	A0131540902	A013154090280
	GL550	164.886	273.963	Alternator	A0131545602	A013154560280
	GL320 B-Tec	164.825	642.940	Alternator	A0141541302	A014154130280
	ML 63 AMG	164.177	156.980	Alternator	A1561540102	A156154010280
1998-2004						
	SLK230	170.447	111.973	Alternator	A0091547602	A009154760280
	SLK230	170.449	111.983	Alternator	A0091547602	A009154760280
	SLK320	170.465	112.947	Alternator	A0111549102	A013154810280
	SLK32 AMG	170.466	112.960	Alternator	A1121540202	A112154020280
2005-2010						
	SLK55 AMG	171.473	113.989	Alternator	A0131548302	A013154830280
	SLK280/300	171.454	272.942	Alternator	A2721540002	A272154000287
	SLK350	171.456	272.963	Alternator	A2721540002	A272154000287
	SLK350	171.458	272.969	Alternator	A0141540402	A014154040280
2005-2009						
	SLR	199.376	155.980	Alternator	A0141540102	A014154010280
	SLR	199.476	155.980	Alternator	A0141540102	A014154010280

Alternators & Related Components

Model Year	Sales Designation	Model Designation	Engine Designation	Description	New Part #	Reman Part #
1984-1992						
	190E 2.3	201.024	102.961/5	Alternator	A0071545402	A007154540280
	190D 2.2	201.122	601.921	Alternator	A0071545402	A007154540280
	190D 2.5	201.126	602.911	Alternator	A0071545402	A007154540280
	190E 2.3-16	201.034	102.983	Alternator	A0071545402	A007154540280
	190E 2.6	201.029	103.942	Alternator	A0081544802	A008154480280
	190D 2.5 Turbo	201.128	602.961	Alternator	A0071545402	A007154540280
	190E 2.3	201.028	102.985	Alternator	A0071545402	A007154540280
1994-2000						
	C220	202.022	111.961	Alternator	A0101544602	A010154460280
	C280	202.028	104.941	Alternator	A0091540202	A009154020280
	C36 AMG	202.028	104.941	Alternator	A0091540202	A009154020280
	C230	202.023	111.974	Alternator	A0101544602	A010154460280
	C280	202.029	112.920	Alternator	A0101543202	A010154320280
	C43 AMG	202.033	113.944	Alternator	A0101542902	A010154290280
	C230	202.024	111.975	Alternator	A0101544702	A010154470280
2002-2007						
	C240 2.6	203.061	112.912	Alternator	A0111547202	A011154720280
	C320	203.064	112.946	Alternator	A0111549102	A013154810280
	C32 AMG	203.065	112.961	Alternator	A1121540202	A112154020280
	C320S	203.264	112.946	Alternator	A0111549102	A013154810280
	C230 CL	203.747	111.981	Alternator	A0111547202	A011154720280
	C240 4M	203.081	112.916	Alternator	A0111549102	A013154810280
	C320 4M	203.084	112.953	Alternator	A0111549102	A013154810280
	C320S 4M	203.284	112.953	Alternator	A0121548302	A013154830280
	C240S 4M	203.281	112.916	Alternator	A0131548302	A013154830280
	C230 CL 1.8	203.740	271.948	Alternator	A2711540802	A271154080280
	C240 S	203.261	112.912	Alternator	A0111549102	A013154810280
	C230 1.8	203.040	271.948	Alternator	A2711540802	A271154080280
	C320 CL	203.764	112.946	Alternator	A0111549102	A013154810280
	C55 AMG	203.076	113.988	Alternator	A0131548302	A013154810280
	C230	203.052	272.920	Alternator	A2721540002	A272154000280
	C280	203.054	272.940	Alternator	A2721540002	A272154000280
	C280 4M	203.092	272.941	Alternator	A2721540002	A272154000280
	C350	203.056	272.960	Alternator	A2721540002	A272154000280
	C350 4M	203.087	272.970	Alternator	A2721540002	A272154000280
2009-2010						
	C300	204.054	272.947	Alternator	A2721540002	A272154000280
	C350	204.056	272.961	Alternator	A2721540002	A272154000280

Alternators & Related Components

Model Year	Sales Designation	Model Designation	Engine Designation	Description	New Part #	Reman Part #
1998-2003						
	CLK320	208.365	112.940	Alternator	A0101543202	A010154320280
	CLK430	208.370	113.943	Alternator	A0101542902	A010154290280
	CLK320	208.465	112.940	Alternator	A0101543202	A010154320280
	CLK430	208.470	113.943	Alternator	A0101542902	A010154290280
	CLK55 AMG	208.374	113.984	Alternator	A0101542902	A010154290280
	CLK55 AMG	208.474	113.984	Alternator	A0131548202	A013154820287
1996-2003						
	E300 Diesel	210.020	606.912	Alternator	A0101544702	A010154470280
	E320	210.055	104.995	Alternator	A0091540202	A009154020287
	E420	210.072	119.985	Alternator	A0101540602	A010154060280
	E430	210.070	113.940	Alternator	A0101542902	A010154290280
	E300 TD	210.025	606.962	Alternator	A0101544802	A010154480280
	E320	210.065	112.941	Alternator	A0101543202	A010154320280
	E320 4M	210.082	112.941	Alternator	A0101543202	A010154320280
	E320S 4M	210.282	112.941	Alternator	A0101543202	A010154320280
	E320S 4M	210.265	112.941	Alternator	A0101543202	A010154320280
	E55 AMG	210.074	113.980	Alternator	A0101542902	A010154290280
	E430 4M	210.083	113.940	Alternator	A0101542902	A010154290280
2003-2009						
	E320	211.065	112.949	Alternator	A0131548202	A013154820287
	E500	211.070	113.967	Alternator	A0131548202	A013154820287
	E55 AMG	211.076	113.990	Alternator	A0131548502	A013154850280
	E320 4M	211.082	112.954	Alternator	A0131548202	A013154820287
	E500 4M	211.083	113.969	Alternator	A0131548202	A013154820287
	E320 CDI	211.026	648.961	Alternator	A0131540002	A013154000280
	E350	211.056	272.964	Alternator	A2721540002	A272154000287
	E350 4M	211.087	272.972	Alternator	A2721540102	A272154010280
	E550	211.072	273.960	Alternator	A2721540102	A272154010280
	E550 4M	211.090	273.962	Alternator	A0131545602	A013154560280
	E63 AMG	211.077	156.983	Alternator	A1561540102	A156154010280
	E320 B-Tec	211.022	642.920	Alternator	A6421540402	A642154040280
	E320S	211.265	112.949	Alternator	A0131548202	A013154820287
	E500S	211.270	113.967	Alternator	A0131548202	A013154820287
	E500S 4M	211.283	113.969	Alternator	A0131548202	A013154820287
	E320S 4M	211.282	112.954	Alternator	A0131548202	A013154820287
	E55S AMG	211.276	113.990	Alternator	A0131548502	A013154850280
	E350S	211.256	272.964	Alternator	A2721540102	A272154010280
	E350S 4M	211.287	272.972	Alternator	A0131543502	A013154350280
	E63S AMG	211.277	156.983	Alternator	A1561540102	A156154010280

Alternators & Related Components

Model Year	Sales Designation	Model Designation	Engine Designation	Description	New Part #	Reman Part #
2000-2006						
	CL500	215.375	113.960	Alternator	A0111543202	A011154320280
	CL600	215.378	137.970	Alternator	A1371500950	A137150095080
	CL600 B-Turbo	215.376	275.950	Alternator	A2751500050	A275150005080
	CL55 AMG	215.374	113.991	Alternator	A0131548502	A013154850280
	CL65 AMG	215.379	275.980	Alternator	A2751500050	A275150005080
2006-2010						
	CL550	216.371	273.961	Alternator	A0131540502	A013154050287
	CL600 B-Turbo	216.376	275.953	Alternator	A0131540602	A013154060280
	CL63 AMG	216.377	156.984	Alternator	A0131549902	A013154990280
	CL65 AMG	216.379	275.982	Alternator	A0131540602	A013154060280
	CL550 4M	216.386	273.961	Alternator	A0131545502	A013154550280
2006-2010						
	CLS500	219.375	113.967	Alternator	A0131548202	A013154820287
	CLS55 AMG	219.376	113.990	Alternator	A0131548502	A013154850280
	CLS550	219.372	273.960	Alternator	A0131545602	A013154560280
	CLS63 AMG	219.377	156.983	Alternator	A1561540102	A156154010280
2000-2006						
	S430 4M	220.083	113.948	Alternator	A0121541302	A012154130280
	S350	220.067	112.972	Alternator	A0121541302	A012154130280
	S65 AMG	220.179	275.980	Alternator	A2751500050	A275150005080
	S430	220.170	113.941	Alternator	A0111543202	A011154320280
	S500	220.175	113.960	Alternator	A0111543202	A011154320280
	S430	220.070	113.941	Alternator	A0111543202	A011154320287
	S600	220.178	137.970	Alternator	A1371500950	A137150095080
	S55 AMG	220.173	113.986	Alternator	A0111543202	A011154320280
	S430 4M	220.183	113.948	Alternator	A0131548202	A013154820287
	S500 4M	220.184	113.966	Alternator	A0131548202	A013154820287
	S600 B-Turbo	220.176	275.950	Alternator	A2751500050	A275150005080
	S55 AMG	220.174	113.991	Alternator	A0131548502	A013154850280
2006-2010						
	S550	221.171	273.961	Alternator	A0131540502	A013154050280
	S600 B-Turbo	221.176	275.953	Alternator	A0131540602	A013154060280
	S65 AMG	221.179	275.982	Alternator	A0131540602	A013154060280
	S550 4M	221.186	273.968	Alternator	A0131545502	A013154550280
	S63 AMG	221.177	156.984	Alternator	A0131549902	A013154990280
2003-2010						
	SL500	230.475	113.963	Alternator	A0131548202	A013154820287
	SL55 AMG	230.474	113.992	Alternator	A0131548502	A013154850280

Alternators & Related Components

Model Year	Sales Designation	Model Designation	Engine Designation	Description	New Part #	Reman Part #
	SL600	230.476	275.951	Alternator	A2751500150	A275150015080
	SL65 AMG	230.479	275.981	Alternator	A2751500150	A275150015080
	SL550	230.471	273.965	Alternator	A0131545602	A013154560280
	SL600 B-Turbo	230.477	275.954	Alternator	A2751500150	A275150015080
	SL55 AMG	230.472	113.995	Alternator	A0131548502	A013154850280
	SL63 AMG	230.470	156.981	Alternator	A1561540102	A156154010280
2006-2010						
	R350	251.165	272.967	Alternator	A0131543502	A013154350280
	R500	251.175	113.971	Alternator	A0131548502	A013154850280
	R63 AMG	251.177	156.980	Alternator	A1561540102	A156154010280
	R320 CDI	251.122	642.950	Alternator	A6421540502	A642154050280
	R350	251.156	272.967	Alternator	A0141540402	A014154040280
2002-2009						
	G500	463.249	113.962	Alternator	A0131545602	A013154560280
	G55 AMG	463.246	113.982	Alternator	A0131548602	A013154860280
	G55K AMG	463.271	113.993	Alternator	A0131548502	A013154850280
	G550	463.237	273.963	Alternator	A0131545602	A013154560280
2000-2006						
	CL500	215.375	113.960	Voltage Regulator	A2208274242	A220827424280
	CL600	215.378	137.970	Voltage Regulator	A2208274242	A220827424280
	CL55 AMG	215.373	113.986	Voltage Regulator	A2208274242	A220827424280
	CL600 B-Turbo	215.376	275.950	Voltage Regulator	A2208274242	A220827424280
	CL55 AMG	215.374	113.991	Voltage Regulator	A2208274242	A220827424280
	CL65 AMG	215.379	275.980	Voltage Regulator	A2208274242	A220827424280
2000-2006 Voltage Regulator						
	S430 4M	220.083	113.948	Voltage Regulator	A2208274242	A220827424280
	S350	220.067	112.972	Voltage Regulator	A2208274242	A220827424280
	S65 AMG	220.179	275.980	Voltage Regulator	A2208274242	A220827424280
	S430	220.170	113.941	Voltage Regulator	A2208274242	A220827424280
	S500	220.175	113.960	Voltage Regulator	A2208274242	A220827424280
	S430	220.070	113.941	Voltage Regulator	A2208274242	A220827424280
	S600	220.178	137.970	Voltage Regulator	A2208274242	A220827424280
	S55 AMG	220.173	113.986	Voltage Regulator	A2208274242	A220827424280
	S430 4M	220.183	113.948	Voltage Regulator	A2208274242	A220827424280
	S500 4M	220.184	113.966	Voltage Regulator	A2208274242	A220827424280
	S600 B-Turbo	220.176	275.950	Voltage Regulator	A2208274242	A220827424280
	S55 AMG	220.174	113.991	Voltage Regulator	A2208274242	A220827424280

Audio & Navigation

Model Year	Sales Designation	Model Designation	Engine Designation	Description	New Part #	Reman Part #
2002-2007 Audio 20						
	C240 2.6	203.061	112.912	Audio 20 Radio	A2038202586	A203820258680
	C240 2.6 MT	203.061	112.912	Audio 20 Radio	A2038202586	A203820258680
	C320	203.064	112.946	Audio 20 Radio	A2038202586	A203820258680
	C32 AMG	203.065	112.961	Audio 20 Radio	A2038202586	A203820258680
	C320 Wagon	203.264	112.946	Audio 20 Radio	A2038202586	A203820258680
	C230 CL	203.747	111.981	Audio 20 Radio	A2038202586	A203820258680
	C240 4M	203.081	112.916	Audio 20 Radio	A2038202586	A203820258680
	C320 4M	203.084	112.953	Audio 20 Radio	A2038202586	A203820258680
	C320 S 4M	203.284	112.953	Audio 20 Radio	A2038202586	A203820258680
	C240 S 4M	203.281	112.916	Audio 20 Radio	A2038202586	A203820258680
	C230 CL 1.8	203.740	271.948	Audio 20 Radio	A2038202586	A203820258680
	C240 S	203.261	112.912	Audio 20 Radio	A2038202586	A203820258680
	C230 1.8	203.040	271.948	Audio 20 Radio	A2038202586	A203820258680
	C320 CL	203.764	112.946	Audio 20 Radio	A2038202586	A203820258680
	C55 AMG	203.076	113.988	Audio 20 Radio	A2038202586	A203820258680
	C230	203.052	272.920	Audio 20 Radio	A2038202586	A203820258680
	C280	203.054	272.940	Audio 20 Radio	A2038202586	A203820258680
	C280 4M	203.092	272.941	Audio 20 Radio	A2038202586	A203820258680
	C350	203.056	272.960	Audio 20 Radio	A2038202586	A203820258680
	C350 4M	203.087	272.970	Audio 20 Radio	A2038202586	A203820258680
2003-2009						
	CLK320	209.365	112.955	Audio 20 Radio	A2038202586	A203820258680
	CLK500	209.375	113.968	Audio 20 Radio	A2038202586	A203820258680
	CLK55 AMG	209.376	113.988	Audio 20 Radio	A2038202586	A203820258680
	CLK320 Cab.	209.465	112.955	Audio 20 Radio	A2038202586	A203820258680
	CLK500 Cab.	209.475	113.968	Audio 20 Radio	A2038202586	A203820258680
	CLK55 AMG	209.476	113.988	Audio 20 Radio	A2038202586	A203820258680
	CLK350	209.356	272.960	Audio 20 Radio	A2038202586	A203820258680
	CLK350 Cab.	209.456	272.960	Audio 20 Radio	A2038202586	A203820258680
	CLK63 AMG Cab.	209.477	156.982	Audio 20 Radio	A2038202586	A203820258680
	CLK550 Cab.	209.472	273.967	Audio 20 Radio	A2038202586	A203820258680
	CLK550	209.372	273.967	Audio 20 Radio	A2038202586	A203820258680
	CLK63 AMG	209.377	156.982	Audio 20 Radio	A2038202586	A203820258680
1998-2005 Audio 30						
	ML320	163.154	112.942	Audio 30 Radio	A1638202186	A163820218680
	ML430	163.172	113.942	Audio 30 Radio	A1638202186	A163820218680
	ML55 AMG	163.174	113.981	Audio 30 Radio	A1638202186	A163820218680
	ML500	163.175	113.965	Audio 30 Radio	A1638202186	A163820218680
	ML350	163.157	112.970	Audio 30 Radio	A1638202186	A163820218680

Audio & Navigation

Model Year	Sales Designation	Model Designation	Engine Designation	Description	New Part #	Reman Part #
1998-2004						
	SLK230	170.447	111.973	Audio 30 Radio	A2088201486	A208820148680
	SLK230	170.449	111.983	Audio 30 Radio	A2088201186	A208820118680
	SLK320	170.465	112.947	Audio 30 Radio	A2088201186	A208820118680
	SLK32 AMG	170.466	112.960	Audio 30 Radio	A2088201186	A208820118680
1994-2000						
	C280	202.029	112.920	Audio 30 Radio	A2088201186	A208820118680
	C43 AMG	202.033	113.944	Audio 30 Radio	A2088201186	A208820118680
	C230	202.024	111.975	Audio 30 Radio	A2088201186	A208820118680
2002-2007						
	C240 2.6	203.061	112.912	Audio 30 Radio	A2038209289	A203820928980
	C320	203.064	112.946	Audio 30 Radio	A2038209289	A203820928980
	C32 AMG	203.065	112.961	Audio 30 Radio	A2038209289	A203820928980
	C320S	203.264	112.946	Audio 30 Radio	A2038273142	A203827314280
	C230 CL	203.747	111.981	Audio 30 Radio	A2038209289	A203820928980
	C240 4M	203.081	112.916	Audio 30 Radio	A2038202486	A203820248680
	C320 4M	203.084	112.953	Audio 30 Radio	A2038202486	A203820248680
	C320S 4M	203.284	112.953	Audio 30 Radio	A2038202486	A203820248680
	C240S 4M	203.281	112.916	Audio 30 Radio	A2038202486	A203820248680
	C230 CL 1.8	203.740	271.948	Audio 30 Radio	A2038202486	A203820248680
	C240 S	203.261	112.912	Audio 30 Radio	A2038202486	A203820248680
	C230 1.8	203.040	271.948	Audio 30 Radio	A2038202486	A203820248680
	C320 CL	203.764	112.946	Audio 30 Radio	A2038202486	A203820248680
1998-2003						
	CLK320	208.365	112.940	Audio 30 Radio	A2088201186	A208820118680
	CLK430	208.370	113.943	Audio 30 Radio	A2088201186	A208820118680
	CLK320	208.465	112.940	Audio 30 Radio	A2088201186	A208820118680
	CLK430	208.470	113.943	Audio 30 Radio	A2088201486	A208820148680
	CLK55 AMG	208.374	113.984	Audio 30 Radio	A2088201486	A208820148680
	CLK55 AMG	208.474	113.984	Audio 30 Radio	A2088201486	A208820148680
2003-2009						
	CLK320	209.365	112.955	Audio 30 Radio	A2038202486	A203820248680
	CLK500	209.375	113.968	Audio 30 Radio	A2038202486	A203820248680
	CLK55 AMG	209.376	113.988	Audio 30 Radio	A2038202486	A203820248680
	CLK320	209.465	112.955	Audio 30 Radio	A2038202486	A203820248680
	CLK500	209.475	113.968	Audio 30 Radio	A2038202486	A203820248680
	CLK55 AMG	209.476	113.988	Audio 30 Radio	A2038202486	A203820248680
	CLK350	209.356	272.960	Audio 30 Radio	A2038202486	A203820248680

Audio & Navigation

Model Year	Sales Designation	Model Designation	Engine Designation	Description	New Part #	Reman Part #
1996-2003						
	E300 Diesel	210.020	606.912	Audio 30 Radio	A2088200186	A208820018681
	E320	210.055	104.995	Audio 30 Radio	A2088200186	A208820018681
	E420	210.072	119.985	Audio 30 Radio	A2088200186	A208820018681
	E430	210.070	113.940	Audio 30 Radio	A2088201186	A208820118680
	E300	210.025	606.962	Audio 30 Radio	A2088201486	A208820148680
	E320	210.065	112.941	Audio 30 Radio	A2088201186	A208820118680
	E320 4M	210.082	112.941	Audio 30 Radio	A2088201186	A208820118680
	E320S 4M	210.282	112.941	Audio 30 Radio	A2088201186	A208820118680
	E320S	210.265	112.941	Audio 30 Radio	A2088201186	A208820118680
	E55 AMG	210.074	113.980	Audio 30 Radio	A2088201186	A208820118680
	E4304M	210.083	113.940	Audio 30 Radio	A2088201186	A208820118680
2003-2009 Audio 50						
	E320	211.065	112.949	Audio 50 Radio	A2118274842	A211827484280
	E500	211.070	113.967	Audio 50 Radio	A2118274842	A211827484280
	E55 AMG	211.076	113.990	Audio 50 Radio	A2118274842	A211827484280
	E320 4M	211.082	112.954	Audio 50 Radio	A2118274842	A211827484280
	E500 4M	211.083	113.969	Audio 50 Radio	A2118274842	A211827484280
	E320 CDI	211.026	648.961	Audio 50 Radio	A2118274842	A211827484280
	E350	211.056	272.964	Audio 50 Radio	A2118274842	A211827484280
	E350 4M	211.087	272.972	Audio 50 Radio	A2118274842	A211827484280
	E550	211.072	273.960	Audio 50 Radio	A2118274842	A211827484280
	E550 4M	211.090	273.962	Audio 50 Radio	A2118274842	A211827484280
	E63 AMG	211.077	156.983	Audio 50 Radio	A2118274842	A211827484280
	E320 B-Tec	211.022	642.920	Audio 50 Radio	A2118274842	A211827484280
	E320 Wagon	211.265	112.949	Audio 50 Radio	A2118274842	A211827484280
	E500 Wagon	211.270	113.967	Audio 50 Radio	A2118274842	A211827484280
	E500 4M Wagon	211.283	113.969	Audio 50 Radio	A2118274842	A211827484280
	E320 4M Wagon	211.282	112.954	Audio 50 Radio	A2118274842	A211827484280
	E55S AMG	211.276	113.990	Audio 50 Radio	A2118274842	A211827484280
	E350S	211.256	272.964	Audio 50 Radio	A2118274842	A211827484280
	E350S 4M	211.287	272.972	Audio 50 Radio	A2118274842	A211827484280
2006-2010						
	CLS500	219.375	113.967	Audio 50 Radio	A2118274842	A211827484280
	CLS55 AMG	219.376	113.990	Audio 50 Radio	A2118274842	A211827484280
	CLS550	219.372	273.960	Audio 50 Radio	A2118274842	A211827484280
2005-2010 Amplifier						
	SLK55 AMG	171.473	113.989	Amplifier	A2118706889	A211870688980
	SLK280/300	171.454	272.942	Amplifier	A2118706889	A211870688980

Audio & Navigation

Model Year	Sales Designation	Model Designation	Engine Designation	Description	New Part #	Reman Part #
	SLK350	171.456	272.963	Amplifier	A2118706889	A211870688980
	SLK350	171.458	272.969	Amplifier	A2118706889	A211870688980
2003-2009						
	E320	211.065	112.949	Amplifier	A2118706889	A211870688980
	E500	211.070	113.967	Amplifier	A2118706889	A211870688980
	E55 AMG	211.076	113.990	Amplifier	A2118706889	A211870688980
	E320 4M	211.082	112.954	Amplifier	A2118706889	A211870688980
	E500 4M	211.083	113.969	Amplifier	A2118706889	A211870688980
	E320 CDI	211.026	648.961	Amplifier	A2118706889	A211870688980
	E350	211.056	272.964	Amplifier	A2118706889	A211870688980
	E350 4M	211.087	272.972	Amplifier	A2118706889	A211870688980
	E550	211.072	273.960	Amplifier	A2118706889	A211870688980
	E550 4M	211.090	273.962	Amplifier	A2118706889	A211870688980
	E63 AMG	211.077	156.983	Amplifier	A2118706889	A211870688980
	E320 B-Tec	211.022	642.920	Amplifier	A2118706889	A211870688980
	E320 Wagon	211.265	112.949	Amplifier	A2118706889	A211870688980
	E500 Wagon	211.270	113.967	Amplifier	A2118706889	A211870688980
	E500 4M Wagon	211.283	113.969	Amplifier	A2118706889	A211870688980
	E320 4M Wagon	211.282	112.954	Amplifier	A2118706889	A211870688980
	E55S AMG	211.276	113.990	Amplifier	A2118706889	A211870688980
	E350S	211.256	272.964	Amplifier	A2118706889	A211870688980
	E350S 4M	211.287	272.972	Amplifier	A2118706889	A211870688980
	E63S AMG	211.277	156.983	Amplifier	A2118706889	A211870688980
2000-2006						
	CL500	215.375	113.960	Amplifier	A2208205989	A220820598980
	CL600	215.378	137.970	Amplifier	A2208205989	A220820598980
	CL55 AMG	215.373	113.986	Amplifier	A2208704189	A220870418980
	CL600 B-Turbo	215.376	275.950	Amplifier	A2208704189	A220870418980
	CL55 AMG	215.374	113.991	Amplifier	A2208205989	A220820598980
	CL65 AMG	215.379	275.980	Amplifier	A2208205989	A220820598980
2006-2010						
	CL550	216.371	273.961	Amplifier	A2218705089	A221870508980
	CL600 B-Turbo	216.376	275.953	Amplifier	A2218705089	A221870508980
	CL63 AMG	216.377	156.984	Amplifier	A2218705089	A221870508980
	CL65 AMG	216.379	275.982	Amplifier	A2218705089	A221870508980
	CL550 4M	216.386	273.961	Amplifier	A2218705089	A221870508980
2006-2010						
	CLS500	219.375	113.967	Amplifier	A2118706989	A211870698980
	CLS55 AMG	219.376	113.990	Amplifier	A2118706989	A211870698980

Audio & Navigation

Model Year	Sales Designation	Model Designation	Engine Designation	Description	New Part #	Reman Part #
	CLS550	219.372	273.960	Amplifier	A2118706989	A211870698980
	CLS63 AMG	219.377	156.983	Amplifier	A2118706989	A211870698980
2000-2006						
	S430 4M	220.083	113.948	Amplifier	A2208704189	A220870418980
	S350	220.067	112.972	Amplifier	A2208704189	A220870418980
	S65 AMG	220.179	275.980	Amplifier	A2208704189	A220870418980
	S430	220.170	113.941	Amplifier	A2208704189	A220870418980
	S500	220.175	113.960	Amplifier	A2208704189	A220870418980
	S500	220.175	113.960	Amplifier	A2208704189	A220870418980
	S430	220.070	113.941	Amplifier	A2208704189	A220870418980
	S600	220.178	137.970	Amplifier	A2208704189	A220870418980
	S55 AMG	220.173	113.986	Amplifier	A2208704189	A220870418980
	S430 4M	220.183	113.948	Amplifier	A2208704189	A220870418980
	S500 4M	220.184	113.966	Amplifier	A2208704189	A220870418980
	S600 B-Turbo	220.176	275.950	Amplifier	A2208704189	A220870418980
	S55 AMG	220.174	113.991	Amplifier	A2208704189	A220870418980
2006-2010						
	S550	221.171	273.961	Amplifier	A2218206789	A221820678980
	S600 B-Turbo	221.176	275.953	Amplifier	A2218206789	A221820678980
	S65 AMG	221.179	275.982	Amplifier	A2218206789	A221820678980
	S550 4M	221.186	273.968	Amplifier	A2218206789	A221820678980
	S63 AMG	221.177	156.984	Amplifier	A2218206789	A221820678980
2003-2010						
	SL500	230.475	113.963	Amplifier	A2208704189	A220870418980
	SL500	230.475	113.963	Amplifier	A2208704189	A220870418980
	SL55 AMG	230.474	113.992	Amplifier	A2208704189	A220870418980
	SL600	230.476	275.951	Amplifier	A2208704189	A220870418980
	SL65 AMG	230.479	275.981	Amplifier	A2208704189	A220870418980
	SL550	230.471	273.965	Amplifier	A2208704189	A220870418980
	SL550	230.471	273.965	Amplifier	A2208704189	A220870418980
	SL600 B-Turbo	230.477	275.954	Amplifier	A2208704189	A220870418980
	SL55 AMG	230.472	113.995	Amplifier	A2208704189	A220870418980
	SL63 AMG	230.470	156.981	Amplifier	A2208704189	A220870418980
2006-2010						
	ML350	164.186	272.967	Amplifier	A2518706689	A251870668980
	ML500	164.175	113.964	Amplifier	A2518706689	A251870668980
	ML63 AMG	164.177	156.980	Amplifier	A2518706689	A251870668980
	ML320 CDI	164.122	642.940	Amplifier	A2518706689	A251870668980
	ML550	164.172	273.963	Amplifier	A2518706689	A251870668980

Audio & Navigation

Model Year	Sales Designation	Model Designation	Engine Designation	Description	New Part #	Reman Part #
	ML320 B-Tec	164.125	642.940	Amplifier	A2518706689	A251870668980
	ML350 2 WD	164.156	272.967	Amplifier	A2518706689	A251870668980
2006-2010						
	GL450	164.871	273.923	Amplifier	A2518706689	A251870668980
	GL320 CDI	164.822	642.940	Amplifier	A2518706689	A251870668980
	GL550	164.886	273.963	Amplifier	A2518706689	A251870668980
	GL320 B-Tec	164.825	642.940	Amplifier	A2518706689	A251870668980
2006-2010						
	R350 4M	251.165	272.967	Amplifier	A2518706689	A251870668980
	R500 4M	251.175	113.971	Amplifier	A2518706689	A251870668980
	R63 AMG	251.177	156.980	Amplifier	A2518706689	A251870668980
	R320 CDI 4M	251.122	642.950	Amplifier	A2518706689	A251870668980
	R350	251.156	272.967	Amplifier	A2518706689	A251870668980
	R320 CDI B-Tec	251.125	642.940	Amplifier	A2518706689	A251870668980
1990-2002 CD Changer						
	300SL	129.061	104.981	CD Changer	A0028205989	A002820598990
	500SL	129.066	119.960	CD Changer	A0028205989	A002820598990
	500SL / SL500	129.067	119.972	CD Changer	A0028205989	A002820598990
	600SL / SL600	129.076	120.981	CD Changer	A0028205989	A002820598990
	SL320	129.063	104.991	CD Changer	A0028205989	A002820598990
	SL500	129.067	119.982	CD Changer	A0028205989	A002820598990
	SL600	129.076	120.983	CD Changer	A0028205989	A002820598990
	SL500	129.068	113.961	CD Changer	A0028205989	A002820598990
1992-1999						
	300SE	140.032	104.990	CD Changer	A0028205989	A002820598990
	400SE	140.042	119.971	CD Changer	A0028205989	A002820598990
	500SEL / S500	140.051	119.970	CD Changer	A0028205989	A002820598990
	600SEL / S600	140.057	120.980	CD Changer	A0028205989	A002820598990
	300SD / S350 TD	140.134	603.971	CD Changer	A0028205989	A002820598990
	400SEL / S420	140.043	119.971	CD Changer	A0028205989	A002820598990
	500SEC / S500	140.070	119.970	CD Changer	A0028205989	A002820598990
	600SEC / S600	140.076	120.980	CD Changer	A0028205989	A002820598990
	S320	140.032	104.994	CD Changer	A0028205989	A002820598990
	S320	140.033	104.994	CD Changer	A0028205989	A002820598990
	S500	140.051	119.980	CD Changer	A0028205989	A002820598990
	S600	140.057	120.982	CD Changer	A0028205989	A002820598990
	S420	140.043	119.981	CD Changer	A0028205989	A002820598990
	CL500	140.070	119.980	CD Changer	A0028205989	A002820598990
	CL600	140.076	120.982	CD Changer	A0028205989	A002820598990

Audio & Navigation

Model Year	Sales Designation	Model Designation	Engine Designation	Description	New Part #	Reman Part #
1998-2005						
	ML320	163.154	112.942	CD Changer	A2038209089	A203820908980
	ML430	163.172	113.942	CD Changer	A2038209089	A203820908980
	ML55 AMG	163.174	113.981	CD Changer	A2038209089	A203820908980
	ML500	163.175	113.965	CD Changer	A2038209089	A203820908980
	ML350	163.157	112.970	CD Changer	A2038209089	A203820908980
2006-2010						
	ML350	164.186	272.967	CD Changer	A2118705390	A211870539080
	ML500	164.175	113.964	CD Changer	A2118705390	A211870539080
	ML63 AMG	164.177	156.980	CD Changer	A2118705390	A211870539080
	ML320 CDI	164.122	642.940	CD Changer	A2118705390	A211870539080
	ML550	164.172	273.963	CD Changer	A2118705390	A211870539080
	ML320 B-Tec	164.125	642.940	CD Changer	A2118705390	A211870539080
	ML350 2 WD	164.156	272.967	CD Changer	A2118705390	A211870539080
2006-2010						
	GL450	164.871	273.923	CD Changer	A2118705390	A211870539080
	GL320 CDI	164.822	642.940	CD Changer	A2118705390	A211870539080
	GL550	164.886	273.963	CD Changer	A2118705390	A211870539080
	GL320 B-Tec	164.825	642.940	CD Changer	A2118705390	A211870539080
1998-2004						
	SLK230	170.447	111.973	CD Changer	A2038209089	A203820908980
	SLK230	170.449	111.983	CD Changer	A2038209089	A203820908980
	SLK320	170.465	112.947	CD Changer	A2038209089	A203820908980
	SLK32 AMG	170.466	112.960	CD Changer	A2038209089	A203820908980
2005-2010						
	SLK55 AMG	171.473	113.989	CD Changer	A2118705390	A211870539080
	SLK280/300	171.454	272.942	CD Changer	A2118705390	A211870539080
	SLK350	171.456	272.963	CD Changer	A2118705390	A211870539080
	SLK350	171.458	272.969	CD Changer	A2118705390	A211870539080
1994-2000						
	C220	202.022	111.961	CD Changer	A0028205989	A002820598990
	C280	202.028	104.941	CD Changer	A0028205989	A002820598990
	C36 AMG	202.028	104.941	CD Changer	A0028205989	A002820598990
	C230	202.023	111.974	CD Changer	A0028205989	A002820598990
	C280	202.029	112.920	CD Changer	A0028205989	A002820598990
	C43 AMG	202.033	113.944	CD Changer	A0028205989	A002820598990
	C230	202.024	111.975	CD Changer	A0028205989	A002820598990

Audio & Navigation

Model Year	Sales Designation	Model Designation	Engine Designation	Description	New Part #	Reman Part #
2002-2007						
	C240 2.6	203.061	112.912	CD Changer	A2038703389	A203870338980
	C320	203.064	112.946	CD Changer	A2038703389	A203870338980
	C32 AMG	203.065	112.961	CD Changer	A2038703389	A203870338980
	C320 Wagon	203.264	112.946	CD Changer	A2038703389	A203870338980
	C230 CL	203.747	111.981	CD Changer	A2038703389	A203870338980
	C240 4M	203.081	112.916	CD Changer	A2038703389	A203870338980
	C320 4M	203.084	112.953	CD Changer	A2038703389	A203870338980
	C320 S 4M	203.284	112.953	CD Changer	A2038703389	A203870338980
	C240 S 4M	203.281	112.916	CD Changer	A2038703389	A203870338980
	C230 CL 1.8	203.740	271.948	CD Changer	A2038703389	A203870338980
	C240 S	203.261	112.912	CD Changer	A2038703389	A203870338980
	C230 1.8	203.040	271.948	CD Changer	A2038703389	A203870338980
	C320 CL	203.764	112.946	CD Changer	A2038703389	A203870338980
	C55 AMG	203.076	113.988	CD Changer	A2038703389	A203870338980
	C230	203.052	272.920	CD Changer	A2038703389	A203870338980
	C280	203.054	272.940	CD Changer	A2038703389	A203870338980
	C280 4M	203.092	272.941	CD Changer	A2038703389	A203870338980
	C350	203.056	272.960	CD Changer	A2038703389	A203870338980
	C350 4M	203.087	272.970	CD Changer	A2038703389	A203870338980
1998-2003						
	CLK320	208.365	112.940	CD Changer	A0028205989	A002820598990
	CLK430	208.370	113.943	CD Changer	A0028205989	A002820598990
	CLK320 Cab.	208.465	112.940	CD Changer	A0028205989	A002820598990
	CLK430 Cab.	208.470	113.943	CD Changer	A0028205989	A002820598990
	CLK55 AMG	208.374	113.984	CD Changer	A0028205989	A002820598990
	CLK55 AMG	208.474	113.984	CD Changer	A0028205989	A002820598990
2003-2009						
	CLK320	209.365	112.955	CD Changer	A2038209089	A203820908980
	CLK500	209.375	113.968	CD Changer	A2038209089	A203820908980
	CLK55 AMG	209.376	113.988	CD Changer	A2038209089	A203820908980
	CLK320 Cab.	209.465	112.955	CD Changer	A2038209089	A203820908980
	CLK500 Cab.	209.475	113.968	CD Changer	A2038703389	A203870338980
	CLK55 AMG	209.476	113.988	CD Changer	A2038703389	A203870338980
	CLK350	209.356	272.960	CD Changer	A2038703389	A203870338980
	CLK350 Cab.	209.456	272.960	CD Changer	A2038703389	A203870338980
	CLK63 AMG	209.477	156.982	CD Changer	A2038703389	A203870338980
	CLK550 Cab.	209.472	273.967	CD Changer	A2038703389	A203870338980
	CLK550	209.372	273.967	CD Changer	A2038703389	A203870338980
	CLK63 AMG	209.377	156.982	CD Changer	A2038703389	A203870338980

Audio & Navigation

Model Year	Sales Designation	Model Designation	Engine Designation	Description	New Part #	Reman Part #
1996-2003						
	E300 Diesel	210.020	606.912	CD Changer	A0028205989	A002820598990
	E320	210.055	104.995	CD Changer	A0028205989	A002820598990
	E420	210.072	119.985	CD Changer	A0028205989	A002820598990
	E430	210.070	113.940	CD Changer	A2038209089	A203820908980
	E300 TD	210.025	606.962	CD Changer	A2038209089	A203820908980
	E320	210.065	112.941	CD Changer	A2038209089	A203820908980
	E320 4M	210.082	112.941	CD Changer	A2038209089	A203820908980
	E320 4M Wagon	210.282	112.941	CD Changer	A2038209089	A203820908980
	E320 Wagon	210.265	112.941	CD Changer	A2038209089	A203820908980
	E55 AMG	210.074	113.980	CD Changer	A2038209089	A203820908980
	E430 4M	210.083	113.940	CD Changer	A2038209089	A203820908980
2003-2009						
	E320	211.065	112.949	CD Changer	A2118275542	A211827554281
	E500	211.070	113.967	CD Changer	A2118275542	A211827554281
	E55 AMG	211.076	113.990	CD Changer	A2118275542	A211827554281
	E320 4M	211.082	112.954	CD Changer	A2118275542	A211827554281
	E500 4M	211.083	113.969	CD Changer	A2118275542	A211827554281
	E320 CDI	211.026	648.961	CD Changer	A2118275542	A211827554281
	E350	211.056	272.964	CD Changer	A2118275542	A211827554281
	E350 4M	211.087	272.972	CD Changer	A2118705390	A211870539080
	E550	211.072	273.960	CD Changer	A2118705390	A211870539080
	E550 4M	211.090	273.962	CD Changer	A2118705390	A211870539080
	E63 AMG	211.077	156.983	CD Changer	A2118705390	A211870539080
	E320 B-Tec	211.022	642.920	CD Changer	A2118705390	A211870539080
	E320 Wagon	211.265	112.949	CD Changer	A2118275542	A211827554281
	E500 Wagon	211.270	113.967	CD Changer	A2118705390	A211870539080
	E500 4M Wagon	211.283	113.969	CD Changer	A2118275542	A211827554281
	E320 4M Wagon	211.282	112.954	CD Changer	A2118275542	A211827554281
	E55S AMG	211.276	113.990	CD Changer	A2118705390	A211870539080
	E350S	211.256	272.964	CD Changer	A2118705390	A211870539080
	E350S 4M	211.287	272.972	CD Changer	A2118705390	A211870539080
	E63S AMG	211.277	156.983	CD Changer	A2118705390	A211870539080
2000-2006						
	CL500	215.375	113.960	CD Changer	A2038209089	A203820908980
	CL600	215.378	137.970	CD Changer	A2038209089	A203820908980
	CL55 AMG	215.373	113.986	CD Changer	A2038209089	A203820908980
	CL600 B-Turbo	215.376	275.950	CD Changer	A2038209089	A203820908980
	CL55 AMG	215.374	113.991	CD Changer	A2208274642	A220827464281
	CL65 AMG	215.379	275.980	CD Changer	A2208274642	A220827464281

Audio & Navigation

Model Year	Sales Designation	Model Designation	Engine Designation	Description	New Part #	Reman Part #
2006-2010						
	CLS500	219.375	113.967	CD Changer	A2118275542	A211827554281
	CLS55 AMG	219.376	113.990	CD Changer	A2118705390	A211870539080
	CLS550	219.372	273.960	CD Changer	A2118705390	A211870539080
	CLS63 AMG	219.377	156.983	CD Changer	A2118705390	A211870539080
2000-2006						
	S430 4M	220.083	113.948	CD Changer	A2208274642	A220827464280
	S350	220.067	112.972	CD Changer	A2208274642	A220827464280
	S65 AMG	220.179	275.980	CD Changer	A2208274642	A220827464280
	S430	220.170	113.941	CD Changer	A2208274642	A220827464280
	S500	220.175	113.960	CD Changer	A2208274642	A220827464280
	S430	220.070	113.941	CD Changer	A2208274642	A220827464280
	S600	220.178	137.970	CD Changer	A2208274642	A220827464280
	S55 AMG	220.173	113.986	CD Changer	A2208274642	A220827464280
	S430 4M	220.183	113.948	CD Changer	A2208274642	A220827464280
	S500 4M	220.184	113.966	CD Changer	A2208274642	A220827464280
	S600 B-Turbo	220.176	275.950	CD Changer	A2208274642	A220827464280
	S55 AMG	220.174	113.991	CD Changer	A2208274642	A220827464280
2003-2010						
	SL500	230.475	113.963	CD Changer	A2208274642	A220827464280
	SL55 AMG	230.474	113.992	CD Changer	A2208274642	A220827464280
	SL600	230.476	275.951	CD Changer	A2208274642	A220827464280
	SL65 AMG	230.479	275.981	CD Changer	A2208274642	A220827464280
	SL550	230.471	273.965	CD Changer	A2208274642	A220827464280
	SL600 B-TURBO	230.477	275.954	CD Changer	A2208274642	A220827464280
	SL55 AMG	230.472	113.995	CD Changer	A2208274642	A220827464280
	SL63 AMG	230.470	156.981	CD Changer	A2208274642	A220827464280
2006-2010						
	R350 4M	251.165	272.967	CD Changer	A2118705390	A211870539080
	R500 4M	251.175	113.971	CD Changer	A2118705390	A211870539080
	R63 AMG 4M	251.177	156.980	CD Changer	A2118705390	A211870539080
	R320 CDI 4M	251.122	642.950	CD Changer	A2118705390	A211870539080
	R350	251.156	272.967	CD Changer	A2118705390	A211870539080
	R320 CDI B-Tec	251.125	642.940	CD Changer	A2118705390	A211870539080
2002-2009						
	G500	463.249	113.962	CD Changer	A2038209089	A203820908980
	G55 AMG	463.246	113.982	CD Changer	A2038209089	A203820908980
	G55K AMG	463.271	113.993	CD Changer	A2038703389	A203870338980
	G550	463.237	273.963	CD Changer	A2038209089	A203820908980

Audio & Navigation

Model Year	Sales Designation	Model Designation	Engine Designation	Description	New Part #	Reman Part #
1998-2005						
	Command Unit					
	ML320	163.154	112.942	Command Unit	A2088202026	A208820202680
	ML430	163.172	113.942	Command Unit	A2088202026	A208820202680
	ML55 AMG	163.174	113.981	Command Unit	A2088202026	A208820202680
	ML500	163.175	113.965	Command Unit	A1638200379	A163820037980
	ML350	163.157	112.970	Command Unit	A1638200379	A163820037980
2006-2010						
	ML350	164.186	272.967	Command Unit	A1648703889	A164870388980
	ML500	164.175	113.964	Command Unit	A1648201679	A164820167980
	ML63 AMG	164.177	156.980	Command Unit	A1648201679	A164820167980
	ML320 CDI	164.122	642.940	Command Unit	A1648201679	A164820167980
	ML550	164.172	273.963	Command Unit	A1648703889	A164870388980
	ML320 B-Tec	164.125	642.940	Command Unit	A1648703889	A164870388980
	ML350 2 WD	164.156	272.967	Command Unit	A1648703889	A164870388980
2006-2010						
	GL450	164.871	273.923	Command Unit	A1648703589	A164870358980
	GL320 CDI	164.822	642.940	Command Unit	A1648703589	A164870358980
	GL550	164.886	273.963	Command Unit	A1648703589	A164870358980
	GL320 B-Tec	164.825	642.940	Command Unit	A1648703589	A164870358980
2005-2010						
	SLK55 AMG	171.473	113.989	Command Unit	A1718700089	A171870008980
	SLK280/300	171.454	272.942	Command Unit	A1718700089	A171870008980
	SLK350	171.456	272.963	Command Unit	A1718700089	A171870008980
	SLK350	171.458	272.969	Command Unit	A1718700089	A171870008980
2002-2007						
	C240 2.6	203.061	112.912	Command Unit	A2038209289	A203820928980
	C320	203.064	112.946	Command Unit	A2038209289	A203820928980
	C32 AMG	203.065	112.961	Command Unit	A2038273142	A203827314280
	C320S	203.264	112.946	Command Unit	A2038273142	A203827314280
	C230 CL	203.747	111.981	Command Unit	A2038273142	A203827314280
	C240 4M	203.081	112.916	Command Unit	A2038274842	A203827484280
	C320 4M	203.084	112.953	Command Unit	A2038275342	A203827534280
	C320S 4M	203.284	112.953	Command Unit	A2038274842	A203827484280
	C240S 4M	203.281	112.916	Command Unit	A2038701189	A203870728980
	C230 CL 1.8	203.740	271.948	Command Unit	A2038275342	A203827534280
	C240 S	203.261	112.912	Command Unit	A2038707389	A203870738980
	C230 1.8	203.040	271.948	Command Unit	A2038274842	A203827484280
	C320 CL	203.764	112.946	Command Unit	A2038707389	A203870738980
	C55 AMG	203.076	113.988	Command Unit	A2038701189	A203870728980
	C230	203.052	272.920	Command Unit	A2038701189	A203870728980

Audio & Navigation

Model Year	Sales Designation	Model Designation	Engine Designation	Description	New Part #	Reman Part #
	C280	203.054	272.940	Command Unit	A2038701189	A203870728980
	C280 4M	203.092	272.941	Command Unit	A2038701189	A203870728980
	C350	203.056	272.960	Command Unit	A2038701189	A203870728980
	C350 4M	203.087	272.970	Command Unit	A2038701189	A203870728980
1998-2003						
	CLK320	208.365	112.940	Command Unit	A2088203889	A208820388980
	CLK430	208.370	113.943	Command Unit	A2088203889	A208820388980
	CLK320	208.465	112.940	Command Unit	A2088203889	A208820388980
	CLK430	208.470	113.943	Command Unit	A2088203889	A208820388980
	CLK55 AMG	208.374	113.984	Command Unit	A2088203889	A208820388980
	CLK55 AMG	208.474	113.984	Command Unit	A2088203589	A208820358980
2003-2009						
	CLK320	209.365	112.955	Command Unit	A2038274842	A203827484280
	CLK500	209.375	113.968	Command Unit	A2038274842	A203827484280
	CLK55 AMG	209.376	113.988	Command Unit	A2038275342	A203827534280
	CLK320	209.465	112.955	Command Unit	A2038274842	A203827484280
	CLK500	209.475	113.968	Command Unit	A2038274842	A203827484280
	CLK55 AMG	209.476	113.988	Command Unit	A2038274842	A203827484280
	CLK350	209.356	272.960	Command Unit	A2098702089	A209870208980
	CLK350	209.456	272.960	Command Unit	A2098702089	A209870208980
	CLK63 AMG	209.477	156.982	Command Unit	A2098702089	A209870208980
	CLK550	209.472	273.967	Command Unit	A2098702089	A209870208980
	CLK550	209.372	273.967	Command Unit	A2098702089	A209870208980
	CLK63 AMG	209.377	156.982	Command Unit	A2098702089	A209870208980
1996-2003						
	E430	210.070	113.940	Command Unit	A2108205289	A210820528980
	E320	210.065	112.941	Command Unit	A2108205589	A210820558980
	E3204	210.082	112.941	Command Unit	A2088203889	A208820388980
	E320S 4M	210.282	112.941	Command Unit	A2108205289	A210820528980
	E320S	210.265	112.941	Command Unit	A2108205589	A210820558980
	E55 AMG	210.074	113.980	Command Unit	A2108205589	A210820558980
	E430 4M	210.083	113.940	Command Unit	A2108205289	A210820528980
2003-2009						
	E320	211.065	112.949	Command Unit	A2118204397	A211820439780
	E500	211.070	113.967	Command Unit	A2118204397	A211820439780
	E55 AMG	211.076	113.990	Command Unit	A2118204397	A211820439780
	E320 4M	211.082	112.954	Command Unit	A2118204397	A211820439780
	E500 4M	211.083	113.969	Command Unit	A2118204397	A211820439780
	E320 CDI	211.026	648.961	Command Unit	A2118204397	A211820439780

Audio & Navigation

Model Year	Sales Designation	Model Designation	Engine Designation	Description	New Part #	Reman Part #
	E350	211.056	272.964	Command Unit	A2118204397	A211820439780
	E350 4M	211.087	272.972	Command Unit	A2118204397	A211820439780
	E550	211.072	273.960	Command Unit	A2118204397	A211820439780
	E550 4M	211.090	273.962	Command Unit	A2118204397	A211820439780
	E63 AMG	211.077	156.983	Command Unit	A2118204397	A211820439780
	E320 B-Tec	211.022	642.920	Command Unit	A2118204397	A211820439780
	E320S	211.265	112.949	Command Unit	A2118204397	A211820439780
	E500S	211.270	113.967	Command Unit	A2118204397	A211820439780
	E500S 4M	211.283	113.969	Command Unit	A2118204397	A211820439780
	E320S 4M	211.282	112.954	Command Unit	A2118204397	A211820439780
	E55S AMG	211.276	113.990	Command Unit	A2118204397	A211820439780
	E350S	211.256	272.964	Command Unit	A2118204397	A211820439780
	E350S 4M	211.287	272.972	Command Unit	A2118204397	A211820439780
	E63S AMG	211.277	156.983	Command Unit	A2118204397	A211820439780
2000-2006						
	CL500	215.375	113.960	Command Unit	A2208203589	A220820358980
	CL600	215.378	137.970	Command Unit	A2208203589	A220820358980
	CL55 AMG	215.373	113.986	Command Unit	A2208270542	A220827054280
	CL600 B-Turbo	215.376	275.950	Command Unit	A2208274242	A220827424280
	CL55 AMG	215.374	113.991	Command Unit	A2208205989	A220820598980
	CL65 AMG	215.379	275.980	Command Unit	A2208702489	A220870248980
2006-2010						
	CLS500	219.375	113.967	Command Unit	A2118204397	A211820439780
	CLS55 AMG	219.376	113.990	Command Unit	A2118204397	A211820439780
	CLS550	219.372	273.960	Command Unit	A2118204397	A211820439780
	CLS63 AMG	219.377	156.983	Command Unit	A2118204397	A211820439780
2000-2006						
	S430 4M	220.083	113.948	Command Unit	A2208205989	A220820598980
	S350	220.067	112.972	Command Unit	A2208702689	A220870268980
	S65 AMG	220.179	275.980	Command Unit	A2208703889	A220870388980
	S430	220.170	113.941	Command Unit	A2208203589	A220820358980
	S500	220.175	113.960	Command Unit	A2208203589	A220820358980
	S430	220.070	113.941	Command Unit	A2208203589	A220820358980
	S600	220.178	137.970	Command Unit	A2208203589	A220820358980
	S55 AMG	220.173	113.986	Command Unit	A2208270542	A220827054280
	S430 4M	220.183	113.948	Command Unit	A2208205989	A220820598980
	S500 4M	220.184	113.966	Command Unit	A2208205989	A220820598980
	S600 B-Turbo	220.176	275.950	Command Unit	A2208274242	A220827424280
	S55 AMG	220.174	113.991	Command Unit	A2208205989	A220820598980

Audio & Navigation

Model Year	Sales Designation	Model Designation	Engine Designation	Description	New Part #	Reman Part #
2006-2010						
	S550	221.171	273.961	Command Unit	A2218709587	A221870958780
	S600 B-Turbo	221.176	275.953	Command Unit	A2218709587	A221870958780
	S65 AMG	221.179	275.982	Command Unit	A2218709587	A221870958780
	S550 4M	221.186	273.968	Command Unit	A2218709587	A221870958780
	S63 AMG	221.177	156.984	Command Unit	A2218709587	A221870958780
2003-2010						
	SL500	230.475	113.963	Command Unit	A2308200689	A230820928980
	SL55 AMG	230.474	113.992	Command Unit	A2308200689	A230820928980
	SL600	230.476	275.951	Command Unit	A2308202889	A230820928980
	SL65 AMG	230.479	275.981	Command Unit	A2308205489	A230820928980
	SL550	230.471	273.965	Command Unit	A2308205489	A230820928980
	SL600 B-Turbo	230.477	275.954	Command Unit	A2308205489	A230820928980
	SL55 AMG	230.472	113.995	Command Unit	A2308205489	A230820928980
	SL63 AMG	230.470	156.981	Command Unit	A2308205489	A230820928980
2006-2010						
	R350	251.165	272.967	Command Unit	A2518200779	A251820077980
	R500	251.175	113.971	Command Unit	A2518200779	A251820077980
	R63 AMG	251.177	156.980	Command Unit	A2518201679	A251870358980
	R320 CDI	251.122	642.950	Command Unit	A2518201679	A251870358980
	R350	251.156	272.967	Command Unit	A2518201679	A251870358980
	R320 CDI B-Tec	251.125	642.940	Command Unit	A2518201679	A251870358980
2002-2009						
	G500	463.249	113.962	Command Unit	A4638201289	A463820128980
	G55 AMG	463.246	113.982	Command Unit	A4638700389	A463870038980
	G55K AMG	463.271	113.993	Command Unit	A4638700389	A463870038980
	G550	463.237	273.963	Command Unit	A4638700389	A463870038980
2005-2010 Navigation						
	SLK55 AMG	171.473	113.989	Navigation Unit	A2208703589	A211870892680
	SLK280/300	171.454	272.942	Navigation Unit	A2208703589	A211870892680
	SLK350	171.456	272.963	Navigation Unit	A2208703589	A211870892680
	SLK350	171.458	272.969	Navigation Unit	A2208703589	A211870892680
2003-2009						
	E320	211.065	112.949	Navigation Unit	A2208703589	A211870892680
	E500	211.070	113.967	Navigation Unit	A2208703589	A211870892680
	E55 AMG	211.076	113.990	Navigation Unit	A2208703589	A211870892680
	E320 4M	211.082	112.954	Navigation Unit	A2208703589	A211870892680
	E500 4M	211.083	113.969	Navigation Unit	A2208703589	A211870892680
	E320 CDI	211.026	648.961	Navigation Unit	A2208703589	A211870892680
	E350	211.056	272.964	Navigation Unit	A2208703589	A211870892680

Audio & Navigation

Model Year	Sales Designation	Model Designation	Engine Designation	Description	New Part #	Reman Part #
	E350 4M	211.087	272.972	Navigation Unit	A2208703589	A211870892680
	E550	211.072	273.960	Navigation Unit	A2208703589	A211870892680
	E550 4M	211.090	273.962	Navigation Unit	A2208703589	A211870892680
	E63 AMG	211.077	156.983	Navigation Unit	A2208703589	A211870892680
	E320 B-Tec	211.022	642.920	Navigation Unit	A2208703589	A211870892680
	E320 Wagon	211.265	112.949	Navigation Unit	A2208703589	A211870892680
	E500 Wagon	211.270	113.967	Navigation Unit	A2208703589	A211870892680
	E500 4M Wagon	211.283	113.969	Navigation Unit	A2208703589	A211870892680
	E320 4M Wagon	211.282	112.954	Navigation Unit	A2208703589	A211870892680
	E55S AMG	211.276	113.990	Navigation Unit	A2208703589	A211870892680
	E350S	211.256	272.964	Navigation Unit	A2208703589	A211870892680
	E350S 4M Wagon	211.287	272.972	Navigation Unit	A2208703589	A211870892680
2000-2006						
	CL500	215.375	113.960	Navigation Unit	A2208703589	A211870892680
	CL600	215.378	137.970	Navigation Unit	A2208703589	A211870892680
	CL55 AMG	215.373	113.986	Navigation Unit	A2208703589	A211870892680
	CL600 B-Turbo	215.376	275.950	Navigation Unit	A2208703589	A211870892680
	CL55 AMG	215.374	113.991	Navigation Unit	A2208703589	A211870892680
	CL65 AMG	215.379	275.980	Navigation Unit	A2208703589	A211870892680
2006-2010						
	CLS500	219.375	113.967	Navigation Unit	A2208703589	A211870892680
	CLS55 AMG	219.376	113.990	Navigation Unit	A2208703589	A211870892680
2000-2006						
	S430 4M	220.083	113.948	Navigation Unit	A2208703589	A211870892680
	S350	220.067	112.972	Navigation Unit	A2208703589	A211870892680
	S65 AMG	220.179	275.980	Navigation Unit	A2208703589	A211870892680
	S430	220.170	113.941	Navigation Unit	A2208703589	A211870892680
	S500	220.175	113.960	Navigation Unit	A2208703589	A211870892680
	S430	220.070	113.941	Navigation Unit	A2208703589	A211870892680
	S600	220.178	137.970	Navigation Unit	A2208703589	A211870892680
	S55 AMG	220.173	113.986	Navigation Unit	A2208703589	A211870892680
	S430 4M	220.183	113.948	Navigation Unit	A2208703589	A211870892680
	S500 4M	220.184	113.966	Navigation Unit	A2208703589	A211870892680
	S600 B-Turbo	220.176	275.950	Navigation Unit	A2208703589	A211870892680
	S55 AMG	220.174	113.991	Navigation Unit	A2208703589	A211870892680
2003-2010						
	SL500	230.475	113.963	Navigation Unit	A2208703589	A211870892680
	SL55 AMG	230.474	113.992	Navigation Unit	A2208703589	A211870892680

Audio & Navigation/ Axels & Related Components

Model Year	Sales Designation	Model Designation	Engine Designation	Description	New Part #	Reman Part #
	SL600	230.476	275.951	Navigation Unit	A2208703589	A211870892680
	SL65 AMG	230.479	275.981	Navigation Unit	A2208703589	A211870892680
	SL550	230.471	273.965	Navigation Unit	A2208703589	A211870892680
	SL600 B-Turbo	230.477	275.954	Navigation Unit	A2208703589	A211870892680
	SL55 AMG	230.472	113.995	Navigation Unit	A2208703589	A211870892680
	SL63 AMG	230.470	156.981	Navigation Unit	A2208703589	A211870892680
2006-2010 Rear Display						
	ML350	164.186	272.967	Rear Display	A2518705190	A251870519080
	ML500	164.175	113.964	Rear Display	A2518705190	A251870519080
	ML63 AMG	164.177	156.980	Rear Display	A2518705190	A251870519080
	ML320 CDI	164.122	642.940	Rear Display	A2518705190	A251870519080
	ML550	164.172	273.963	Rear Display	A2518705190	A251870519080
	ML320 B-Tec	164.125	642.940	Rear Display	A2518705190	A251870519080
2006-2010						
	GL450	164.871	273.923	Rear Display	A2518705190	A251870519080
	GL320 CDI	164.822	642.940	Rear Display	A2518705190	A251870519080
	GL550	164.886	273.963	Rear Display	A2518705190	A251870519080
	GL320 B-Tec	164.825	642.940	Rear Display	A2518705190	A251870519080
2006-2010						
	R350 4M	251.165	272.967	Rear Display	A2518705190	A251870519080
	R500 4M	251.175	113.971	Rear Display	A2518705190	A251870519080
	R63 AMG 4M	251.177	156.980	Rear Display	A2518705190	A251870519080
	R320 CDI 4M	251.122	642.950	Rear Display	A2518705190	A251870519080
	R350	251.156	272.967	Rear Display	A2518705190	A251870519080
	R320 B-Tec	251.125	642.940	Rear Display	A2518705190	A251870519080
1986-1995 Rear Axle Housing						
	300D	124.133	603.960	Rear Axle Housing	A1243501974	A124350197480
	300E	124.030	103.983	Rear Axle Housing	A0014201883	A001420188380
	260E / 300E	124.026	103.940	Rear Axle Housing	A1243502174	A124350217480
	300CE	124.050	103.983	Rear Axle Housing	A0014201883	A001420188380
	300CE	124.051	104.980	Rear Axle Housing	A1243508214	A124350821480
	300D 2.5	124.128	602.962	Rear Axle Housing	A1243502674	A124350267480
	300TD	124.193	603.960	Rear Axle Housing	A1243501974	A124350197480
	300TE	124.090	103.983	Rear Axle Housing	A0014201883	A001420188380
	300TE / E320	124.092	104.992	Rear Axle Housing	A1243500998	A124350099880
	E300 Diesel	124.131	606.910	Rear Axle Housing	A1243503974	A124350397480
	300E 2.8	124.028	104.942	Rear Axle Housing	A0014201883	A001420188380
	300E / E320	124.032	104.992	Rear Axle Housing	A1243500998	A124350099880
	300CE / E320	124.052	104.992	Rear Axle Housing	A1243500998	A124350099880

Axels & Related Components

Model Year	Sales Designation	Model Designation	Engine Designation	Description	New Part #	Reman Part #
	300CE	124.066	104.992	Rear Axle Housing	A1243500998	A124350099880
	400E / E420	124.034	119.975	Rear Axle Housing	A1243508614	A124350861480
	500E / E500	124.036	119.974	Rear Axle Housing	A1243509114	A124350911480
	300E 4M	124.230	103.985	Rear Axle Housing	A1243505814	A124350581480
	300TE 4M	124.290	103.985	Rear Axle Housing	A1243505714	A124350571480
1981-1991						
	380SE	126.032	116.963	Rear Axle Housing	A1263500603	A126350060380
	380SEL	126.033	116.961	Rear Axle Housing	A1263500603	A126350060380
	380SEC	126.043	116.963	Rear Axle Housing	A1263500603	A126350060380
	500SEL	126.037	117.963	Rear Axle Housing	A1263500603	A126350060380
	500SEC	126.044	116.963	Rear Axle Housing	A1263500603	A126350060380
	300SDL	126.125	603.961	Rear Axle Housing	A1263502862	A126350286280
	420SEL	126.035	116.965	Rear Axle Housing	A1263501162	A126350116280
	560SEL	126.039	117.968	Rear Axle Housing	A1263501462	A126350146280
	560SEC	126.045	117.968	Rear Axle Housing	A1263501462	A126350146280
	300SEL	126.025	103.981	Rear Axle Housing	A1263502962	A126350296280
	300SE	126.024	103.981	Rear Axle Housing	A1263502962	A126350296280
1990-2002						
	300SL	129.061	104.981	Rear Axle Housing	A1293500514	A129350051480
	500SL	129.066	119.960	Rear Axle Housing	A1293502403	A129350240380
	SL500	129.067	119.972	Rear Axle Housing	A1293504914	A129350491480
	SL320	129.063	104.991	Rear Axle Housing	A1293500514	A129350051480
	SL500	129.067	119.982	Rear Axle Housing	A1293504914	A129350491480
	SL500	129.068	113.961	Rear Axle Housing	A1293505614	A129350561480
1992-1999						
	300SE	140.032	104.990	Rear Axle Housing	A1403506714	A140350671480
	300SD / S350	140.134	603.971	Rear Axle Housing	A1403502414	A140350241480
	400SEL / S420	140.043	119.971	Rear Axle Housing	A1403507914	A140350791480
	600SEC / S600	140.076	120.980	Rear Axle Housing	A1403507014	A140350701480
	S320	140.032	104.994	Rear Axle Housing	A1403506714	A140350671480
	S320	140.033	104.994	Rear Axle Housing	A1403506714	A140350671480
	S420	140.043	119.981	Rear Axle Housing	A1403507914	A140350791480
	CL600	140.076	120.982	Rear Axle Housing	A1403507014	A140350701480
1998-2005						
	ML320	163.154	112.942	Rear Axle Housing	A2103502914	A210350291480
1998-2004						
	SLK230	170.447	111.973	Rear Axle Housing	A1703501214	A170350121480
	SLK230	170.449	111.983	Rear Axle Housing	A1703501214	A170350121480
	SLK320	170.465	112.947	Rear Axle Housing	A2103503014	A210350301480

Axels & Related Components

Model Year	Sales Designation	Model Designation	Engine Designation	Description	New Part #	Reman Part #
2005-2010						
	SLK350	171.456	272.963	Rear Axle Housing	A1713501014	A171350101480
1984-1992						
	190E 2.3	201.024	102.961 /85	Rear Axle Housing	A0004205083	A000420508380
	190D 2.2	201.122	601.921	Rear Axle Housing	A0004205083	A000420508380
	190D 2.5	201.126	602.911	Rear Axle Housing	A0004205083	A000420508380
	190E 2.3-16	201.034	102.983	Rear Axle Housing	A0014201883	A001420188380
	190E 2.6	201.029	103.942	Rear Axle Housing	A2013502764	A201350276480
	190D 2.5	201.128	602.961	Rear Axle Housing	A2013501503	A201350150380
	190E 2.3	201.028	102.985	Rear Axle Housing	A2013502664	A201350266480
1994-2000						
	C220	202.022	111.961	Rear Axle Housing	A1243503074	A124350307480
	C280	202.028	104.941	Rear Axle Housing	A2023505103	A202350510380
	C36 AMG	202.028	104.941	Rear Axle Housing	A2023505103	A202350510380
	C230	202.023	111.974	Rear Axle Housing	A1243503174	A124350317480
	C280	202.029	112.920	Rear Axle Housing	A2023509714	A202350971480
	C43 AMG	202.033	113.944	Rear Axle Housing	A2023509714	A202350971480
	C230	202.024	111.975	Rear Axle Housing	A1703501214	A170350121480
	C240 2.6	203.061	112.912	Rear Axle Housing	A2033500462	A203350046280
	C240 2.6	203.061	112.912	Rear Axle Housing	A2033500462	A203350046280
2002-2007						
	C320	203.064	112.946	Rear Axle Housing	A2093500614	A209350061480
	C32 AMG	203.065	112.961	Rear Axle Housing	A2033502564	A203350256480
	C320 Wagon	203.264	112.946	Rear Axle Housing	A2033505114	A203350511480
	C230 CL	203.747	111.981	Rear Axle Housing	A2033505014	A203350501480
	C240 S	203.261	112.912	Rear Axle Housing	A2033500462	A203350046280
	C320 CL	203.764	112.946	Rear Axle Housing	A2093500614	A209350061480
1998-2003						
	CLK320	208.365	112.940	Rear Axle Housing	A2103502914	A210350291480
	CLK430	208.370	113.943	Rear Axle Housing	A2033502764	A203350276480
1998-2003						
	CLK320	208.465	112.940	Rear Axle Housing	A2103502914	A210350291480
	CLK430	208.470	113.943	Rear Axle Housing	A2033502764	A203350276480
	CLK55 AMG	208.374	113.984	Rear Axle Housing	A2083502014	A208350201480
2003-2009						
	CLK320	209.365	112.955	Rear Axle Housing	A2093500614	A209350061480
	CLK500	209.375	113.968	Rear Axle Housing	A2093500714	A209350071480
	CLK320	209.465	112.955	Rear Axle Housing	A2103507262	A210350726280
	CLK500	209.475	113.968	Rear Axle Housing	A2093500714	A209350071480
	CLK55 AMG	209.476	113.988	Rear Axle Housing	A2093501014	A209350101480

Axels & Related Components

Model Year	Sales Designation	Model Designation	Engine Designation	Description	New Part #	Reman Part #
1996-2003						
	E320	210.055	104.995	Rear Axle Housing	A2103503614	A210350361480
	E420	210.072	119.985	Rear Axle Housing	A2103503514	A210350351480
	E430	210.070	113.940	Rear Axle Housing	A2093500714	A209350071480
	E300	210.025	606.962	Rear Axle Housing	A2103502914	A210350291480
	E320	210.065	112.941	Rear Axle Housing	A2103507362	A210350736280
	E320 4M	210.082	112.941	Rear Axle Housing	A2103502914	A210350291480
	E320 4M Wagon	210.282	112.941	Rear Axle Housing	A2103502914	A210350291480
	E320S	210.265	112.941	Rear Axle Housing	A2103503614	A210350361480
	E55 AMG	210.074	113.980	Rear Axle Housing	A2103503162	A210350316280
	E430 4M	210.083	113.940	Rear Axle Housing	A2103502914	A210350291480
2003-2009						
	E320	211.065	112.949	Rear Axle Housing	A2113509614	A211350961480
	E500	211.070	113.967	Rear Axle Housing	A2113509714	A211350971480
	E55 AMG	211.076	113.990	Rear Axle Housing	A2113505062	A211350506280
	E320 4M	211.082	112.954	Rear Axle Housing	A2303501314	A230350131480
	E500 4M	211.083	113.969	Rear Axle Housing	A2113502362	A211350236280
	E320 CDI	211.026	648.961	Rear Axle Housing	A2113500762	A211350076280
	E350	211.056	272.964	Rear Axle Housing	A2113500662	A211350066280
	E350 4M	211.087	272.972	Rear Axle Housing	A2113509814	A211350981480
	E550	211.072	273.960	Rear Axle Housing	A2113506362	A211350636280
	E550 4M	211.090	273.962	Rear Axle Housing	A2113502363	A211350636280
	E320 B-Tec	211.022	642.920	Rear Axle Housing	A2113506362	A211350636280
	E320S	211.265	112.949	Rear Axle Housing	A2113509614	A211350961480
	E500S	211.270	113.967	Rear Axle Housing	A2113509714	A211350971480
	E500S 4M	211.283	113.969	Rear Axle Housing	A2113502362	A211350236280
	E320S 4M	211.282	112.954	Rear Axle Housing	A2303501314	A230350131480
	E350S	211.256	272.964	Rear Axle Housing	A2113500662	A211350066280
	E350S 4M	211.287	272.972	Rear Axle Housing	A2113509814	A211350981480
2000-2006						
	CL500	215.375	113.960	Rear Axle Housing	A2203502314	A220350231480
	CL600	215.378	137.970	Rear Axle Housing	A2203504014	A220350401480
	CL55 AMG	215.373	113.986	Rear Axle Housing	A2203504014	A220350401480
	CL600	215.376	275.950	Rear Axle Housing	A2203506614	A220350661480
	CL55 AMG	215.374	113.991	Rear Axle Housing	A2203507814	A220350781480
2000-2006						
	S350	220.067	112.972	Rear Axle Housing	A2203507714	A220350771480
	S430	220.170	113.941	Rear Axle Housing	A2203502214	A220350221480
	S500	220.175	113.960	Rear Axle Housing	A2203502314	A220350231480

Axels & Related Components / Brake Components

Model Year	Sales Designation	Model Designation	Engine Designation	Description	New Part #	Reman Part #
	S600	220.178	137.970	Rear Axle Housing	A2203504014	A220350401480
	S55 AMG	220.173	113.986	Rear Axle Housing	A2203504014	A220350401480
	S430 4M	220.183	113.948	Rear Axle Housing	A2203508214	A220350821480
	S500 4M	220.184	113.966	Rear Axle Housing	A2203508214	A220350821480
	S600	220.176	275.950	Rear Axle Housing	A2203506614	A220350661480
	S55 AMG	220.174	113.991	Rear Axle Housing	A2203507814	A220350781480
2003-2010						
	SL500	230.475	113.963	Rear Axle Housing	A2303501114	A230350111480
	SL55 AMG	230.474	113.992	Rear Axle Housing	A2303501414	A230350141480
2002-2009 Propeller Shaft						
	G500	463.249	113.962	Propeller Shaft	A4604102118	A460410211880
	G55 AMG	463.246	113.982	Propeller Shaft	A4604102118	A460410211880
	G55K AMG	463.271	113.993	Propeller Shaft	A4604102118	A460410211880
1986-1995 Brake Caliper						
	300E	124.030	103.983	Brake Caliper	A2014200283	A201420028380
	260E / 300E 2.6	124.026	103.940	Brake Caliper	A2014200283	A201420028380
	300CE	124.050	103.983	Brake Caliper	A2014200283	A201420028380
	300CE	124.051	104.980	Brake Caliper	A1294200283	A129420028380
	300D 2.5 Turbo	124.128	602.962	Brake Caliper	A2014200283	A201420028380
	300TE	124.090	103.983	Brake Caliper	A1294200283	A129420028380
	300TE / E320	124.092	104.992	Brake Caliper	A0014200483	A001420048380
	E300 Diesel	124.131	606.910	Brake Caliper	A2014200283	A201420028380
	300E 2.8	124.028	104.942	Brake Caliper	A2014200283	A201420028380
	300E / E320	124.032	104.992	Brake Caliper	A0014200483	A001420048380
	300CE / E320	124.052	104.992	Brake Caliper	A0014200483	A001420048380
	300CE Cab. / E320	124.066	104.992	Brake Caliper	A0014200483	A001420048380
	400E / E420	124.034	119.975	Brake Caliper	A0004207283	A000420728380
	500E / E500	124.036	119.974	Brake Caliper	A0004207283	A000420728380
	300E 4M	124.230	103.985	Brake Caliper	A2014200283	A201420028380
	300TE 4M	124.290	103.985	Brake Caliper	A2014200283	A201420028380
1981-1991						
	380SE	126.032	116.963	Brake Caliper	A1234200583	A123420058380
	380SEL	126.033	116.961	Brake Caliper	A1234200583	A123420058380
	380SEC	126.043	116.963	Brake Caliper	A1234200583	A123420058380
	300SD Turbo	126.120	617.951	Brake Caliper	A1234200583	A123420058380
	300SDL Turbo	126.125	603.961	Brake Caliper	A1264200683	A126420068380
	420SEL	126.035	116.965	Brake Caliper	A1234200583	A123420058380
	560SEL	126.039	117.968	Brake Caliper	A1264200683	A126420068380
	560SEC	126.045	117.968	Brake Caliper	A1264200983	A126420098380

Brake Components/Diesel Components

Model Year	Sales Designation	Model Designation	Engine Designation	Description	New Part #	Reman Part #
	300SEL	126.025	103.981	Brake Caliper	A1264200883	A126420088380
	300SE	126.024	103.981	Brake Caliper	A1234200583	A123420058380
	350SD Turbo	126.134	603.970	Brake Caliper	A1234200683	A123420068380
	350SDL Turbo	126.135	603.970	Brake Caliper	A1264200083	A126420008380
1990-2002						
	300SL	129.061	104.981	Brake Caliper	A1294200283	A129420028380
	500SL	129.066	119.960	Brake Caliper	A1294200383	A129420038380
	500SL / SL500	129.067	119.972	Brake Caliper	A1294200283	A129420028380
	SL320	129.063	104.991	Brake Caliper	A1294200383	A129420038380
	SL500	129.067	119.982	Brake Caliper	A1294200283	A129420028380
1998-2004						
	SLK230	170.447	111.973	Brake Caliper	A1294200283	A129420028380
1984-1992						
	190E 2.3	201.024	102.961 /85	Brake Caliper	A2014200283	A201420028380
	190D 2.2	201.122	601.921	Brake Caliper	A2014200283	A201420028380
	190D 2.5	201.126	602.911	Brake Caliper	A2014200283	A201420028380
	190E 2.3-16	201.034	102.983	Brake Caliper	A2014200283	A201420028380
	190E 2.6	201.029	103.942	Brake Caliper	A2014200283	A201420028380
	190E 2.6	201.029	103.942	Brake Cylinder	A0004206283	A000420628380
	190D 2.5 Turbo	201.128	602.961	Brake Caliper	A2014200283	A201420028380
	190D 2.5 Turbo	201.128	602.961	Brake Cylinder	A2014200283	A201420028380
	190E 2.3	201.028	102.985	Brake Caliper	A2014200283	A000420628380
	190E 2.3	201.028	102.985	Brake Cylinder	A0004206283	A000420628380
1994-2000						
	C220	202.022	111.961	Brake Caliper	A2014200283	A129420028380
	C280	202.028	104.941	Brake Caliper	A1294200283	A129420028380
	C36 AMG	202.028	104.941	Brake Caliper	A1294200283	A129420028380
	C280	202.029	112.920	Brake Caliper	A1294200283	A129420028380
	C230	202.024	111.975	Brake Caliper	A1294200283	A129420028380
1996-2003						
	E300 Diesel	210.020	606.912	Brake Caliper	A1294200283	A129420028380
1981-1991 Injection Pump						
	300SDL Turbo	126.125	603.961	Injection Pump	A6030701001	A603070100180
	350SD Turbo	126.134	603.970	Injection Pump	A6030703201	A603070320180
	350SDL Turbo	126.135	603.970	Injection Pump	A6030703201	A603070320180
1996-2003						
	E300 TD	210.025	606.962	Injection Pump	A6060700601	A606070060180
2003-2009						
	E320 CDI	211.026	648.961	HP Pump	A6460700401	A646070040180

Electronic Control Units & Senders

Model Year	Sales Designation	Model Designation	Engine Designation	Description	New Part #	Reman Part #
1986-1995						
	Engine ECU					
	300D Turbo	124.026	103.940	Engine ECU	A0115452532	A011545253280
	260E / 300E	124.051	104.980	Engine ECU	A0115454332	A011545433280
	300CE	124.092	104.992	Engine ECU	A0065456432	A006545643280
	300TE / E320	124.028	104.942	Engine ECU	A0195459732	A019545973280
	300E 2.8	124.032	104.992	Engine ECU	A0165455732	A016545573280
	300E / E320	124.052	104.992	Engine ECU	A0065456432	A006545643280
	300CE / E320	124.066	104.992	Engine ECU	A0165455732	A016545573280
	300CE Cab.	124.034	119.975	Engine ECU	A0215457032	A021545703280
	400E / E420	124.036	119.974	Engine ECU	A0145451732	A014545173287
1981-1991						
	300SEL	126.025	103.981	Engine ECU	A0065456432	A006545643280
	300SE	126.024	103.981	Engine ECU	A0065456432	A006545643280
1990-2002						
	500SL / SL500	129.067	119.972	Engine ECU	A0165451432	A016545143280
	600SL / SL600	129.076	120.981	Engine ECU	A0235450732	A023545073280
	SL320	129.063	104.991	Engine ECU	A0235451432	A023545143280
	SL500	129.067	119.982	Engine ECU	A0165451432	A016545143280
	SL600	129.076	120.983	Engine ECU	A0235450732	A023545073280
	SL500	129.068	113.961	Engine ECU	A1131532079	A113153207987
	300SL	129.061	104.981	Engine ECU	A0115454532	A011545453280
	500SL	129.066	119.960	Engine ECU	A0125452232	A012545223280
1992-1999						
	300SE	140.032	104.990	Engine ECU	A0235451432	A023545143280
	500SEL / S500	140.051	119.970	Engine ECU	A0215452332	A021545233280
	600SEL / S600	140.057	120.980	Engine ECU	A0235450732	A023545073280
	400SEL / S420	140.043	119.971	Engine ECU	A0215452332	A021545233280
	500SEC / S500	140.070	119.970	Engine ECU	A0215457132	A021545713280
	600SEC / S600	140.076	120.980	Engine ECU	A0235450732	A023545073280
	S320	140.032	104.994	Engine ECU	A0235451432	A023545143280
	S320	140.033	104.994	Engine ECU	A0235451432	A023545143280
	S500	140.051	119.980	Engine ECU	A0215452332	A021545233280
	S600	140.057	120.982	Engine ECU	A0235450732	A023545073280
	S420	140.043	119.981	Engine ECU	A0215452332	A021545233280
	CL500	140.070	119.980	Engine ECU	A0215457132	A021545713280
	CL600	140.076	120.982	Engine ECU	A0235450732	A023545073280
1998-2005						
	ML320	163.154	112.942	Engine ECU	A0225452432	A022545243280
	ML430	163.172	113.942	Engine ECU	A0225452432	A021545713280
	ML55 AMG	163.174	113.981	Engine ECU	A0315454332	A031545433280

Electronic Control Units & Senders

Model Year	Sales Designation	Model Designation	Engine Designation	Description	New Part #	Reman Part #
	ML500	163.175	113.965	Engine ECU	A0235454132	A023545413280
	ML350	163.157	112.970	Engine ECU	A1121533879	A112153387980
2006-2010						
	ML350	164.186	272.967	Engine ECU	A1648200685	A164820068580
	ML500	164.175	113.964	Engine ECU	A1648200685	A164820068580
	ML63 AMG	164.177	156.980	Engine ECU	A1648200685	A164820068580
	ML550	164.172	273.963	Engine ECU	A1648200685	A164820068580
	ML350 2 WD	164.156	272.967	Engine ECU	A1648200685	A164820068580
2006-2010						
	GL450	164.871	273.923	Engine ECU	A1648200685	A164820068580
	GL320 CDI	164.822	642.940	Engine ECU	A6421500678	A642150067880
	GL550	164.886	273.963	Engine ECU	A1648200685	A164820068580
1998-2004						
	SLK230	170.447	111.973	Engine ECU	A0235452232	A023545223287
	SLK230	170.449	111.983	Engine ECU	A0235454132	A023545413280
	SLK320	170.465	112.947	Engine ECU	A0305452332	A030545233280
	SLK32 AMG	170.466	112.960	Engine ECU	A0305452332	A030545233280
2005-2010						
	SLK55 AMG	171.473	113.989	Engine ECU	A2208703589	A220870358980
	SLK280/300	171.454	272.942	Engine ECU	A2208703589	A220870358980
	SLK350	171.456	272.963	Engine ECU	A2208703589	A220870358980
1984-1992						
	190E 2.6	201.029	103.942	Engine ECU	A0115452532	A011545253280
1994-2000						
	C220	202.022	111.961	Engine ECU	A0175456132	A017545613280
	C280	202.028	104.941	Engine ECU	A0185456632	A018545663280
	C36 AMG	202.028	104.941	Engine ECU	A0185456632	A018545663280
	C230	202.023	111.974	Engine ECU	A0225452732	A022545273280
	C280	202.029	112.920	Engine ECU	A0235452332	A023545233280
	C43 AMG	202.033	113.944	Engine ECU	A0265453132	A026545313280
	C230	202.024	111.975	Engine ECU	A0235452232	A023545223287
2002-2007						
	C240 2.6	203.061	112.912	Engine ECU	A1121537779	A112153777980
	C320	203.064	112.946	Engine ECU	A0235452332	A023545233280
	C32 AMG	203.065	112.961	Engine ECU	A1121538879	A112153887980
	C320 Wagon	203.264	112.946	Engine ECU	A0305452332	A030545233280
	C230 CL	203.747	111.981	Engine ECU	A0235451232	A023545123280
	C240 4M	203.081	112.916	Engine ECU	A0325451232	A032545123280
	C320 4M	203.084	112.953	Engine ECU	A0325451232	A032545123280

Electronic Control Units & Senders

Model Year	Sales Designation	Model Designation	Engine Designation	Description	New Part #	Reman Part #
	C320 S 4M	203.284	112.953	Engine ECU	A0325451232	A032545123280
	C240 S 4M	203.281	112.916	Engine ECU	A0325451232	A032545123280
	C230 CL 1.8	203.740	271.948	Engine ECU	A0325451232	A032545123280
	C240 S	203.261	112.912	Engine ECU	A1121537779	A112153777980
	C230 1.8	203.040	271.948	Engine ECU	A0325451232	A032545123280
	C320 CL	203.764	112.946	Engine ECU	A0325451232	A032545123280
2010-2011						
	C300	204.054	272.947	Engine ECU	A2721535891	A272153589180
	C300 4M	204.081	272.948	Engine ECU	A2721535891	A272153589180
1998-2003						
	CLK320	208.365	112.940	Engine ECU	A0265458932	A026545893280
	CLK430	208.370	113.943	Engine ECU	A0305452332	A030545233280
	CLK320 Cab.	208.465	112.940	Engine ECU	A0265458932	A026545893280
	CLK430 Cab.	208.470	113.943	Engine ECU	A0305452332	A030545233280
	CLK55 AMG	208.374	113.984	Engine ECU	A0305452332	A030545233280
	CLK55 AMG	208.474	113.984	Engine ECU	A0305452332	A030545233280
2003-2009						
	CLK320	209.365	112.955	Engine ECU	A0235451332	A023545133280
	CLK500	209.375	113.968	Engine ECU	A0325451232	A032545123280
	CLK55 AMG	209.376	113.988	Engine ECU	A1131533179	A113153317980
	CLK320 Cab.	209.465	112.955	Engine ECU	A1121538579	A112153857980
	CLK500 Cab.	209.475	113.968	Engine ECU	A1131531091	A113153109180
	CLK55 AMG	209.476	113.988	Engine ECU	A1131532079	A113153207987
	CLK550 Cab.	209.472	273.967	Engine ECU	A2731535179	A273153517980
	CLK550	209.372	273.967	Engine ECU	A2731535179	A273153517980
2000-2006						
	E300 Diesel	210.020	606.912	Engine ECU	A0255456932	A025545693280
	E320	210.055	104.995	Engine ECU	A0235451232	A023545123280
	E420	210.072	119.985	Engine ECU	A0215452332	A021545233280
	E430	210.070	113.940	Engine ECU	A0305452332	A030545233280
	E320	210.065	112.941	Engine ECU	A0265456532	A026545653280
	E320 4M	210.082	112.941	Engine ECU	A0265456532	A026545653280
	E320 4M Wagon	210.282	112.941	Engine ECU	A0265456532	A026545653280
	E320 Wagon	210.265	112.941	Engine ECU	A0265456532	A026545653280
	E55 AMG	210.074	113.980	Engine ECU	A0265456532	A026545653280
	E430 4M	210.083	113.940	Engine ECU	A0305452332	A030545233280
	E420	210.072	119.985	Engine ECU	A0305452332	A030545233280

Electronic Control Units & Senders

Model Year	Sales Designation	Model Designation	Engine Designation	Description	New Part #	Reman Part #
2003-2009						
	E320	211.065	112.949	Engine ECU	A0325453032	A032545303280
	E500	211.070	113.967	Engine ECU	A1131531091	A113153109180
	E55 AMG	211.076	113.990	Engine ECU	A2208703589	A220870358980
	E320 4M	211.082	112.954	Engine ECU	A2118706085	A211870608580
	E500 4M	211.083	113.969	Engine ECU	A1131531291	A113153129180
	E320 CDI	211.026	648.961	Engine ECU	A2118705785	A211870578580
	E350	211.056	272.964	Engine ECU	A2118705785	A211870578580
	E350 4M	211.087	272.972	Engine ECU	A2118705785	A211870578580
	E550	211.072	273.960	Engine ECU	A2118705785	A211870578580
	E550 4M	211.090	273.962	Engine ECU	A2731535179	A273153517980
2000-2006						
	E63 AMG	211.077	156.983	Engine ECU	A2118705785	A211870578580
	E320 B-Tec	211.022	642.920	Engine ECU	A2118705785	A211870578580
	E320 Wagon	211.265	112.949	Engine ECU	A1121538579	A112153857980
	E500 4M Wagon	211.283	113.969	Engine ECU	A1131531291	A113153129180
2000-2006						
	CL500	215.375	113.960	Engine ECU	A0265457732	A026545773280
	CL600	215.378	137.970	Engine ECU	A1371530479	A137153047980
	CL55 AMG	215.373	113.986	Engine ECU	A0305452332	A030545233280
	CL600 B-Turbo	215.376	275.950	Engine ECU	A0325453032	A032545303280
	CL55 AMG	215.374	113.991	Engine ECU	A0325453032	A032545303280
2006-2010						
	CLS500	219.375	113.967	Engine ECU	A1131531091	A113153109180
	CLS55 AMG	219.376	113.990	Engine ECU	A2208703589	A220870358980
	CLS550	219.372	273.960	Engine ECU	A2118705785	A211870578580
	CLS63 AMG	219.377	156.983	Engine ECU	A2118705785	A211870578580
2000-2006						
	S350	220.067	112.972	Engine ECU	A2208703589	A220870358980
	S430	220.170	113.941	Engine ECU	A0265457732	A026545773280
	S500	220.175	113.960	Engine ECU	A0265457732	A026545773280
	S430	220.070	113.941	Engine ECU	A0265457732	A026545773280
	S600	220.178	137.970	Engine ECU	A0305452332	A030545233280
	S55 AMG	220.173	113.986	Engine ECU	A0305452332	A030545233280
	S430 4M	220.183	113.948	Engine ECU	A0325453032	A032545303280
2006-2010						
	S500 4M	220.184	113.966	Engine ECU	A0325453032	A032545303280
	S600 B-Turbo	220.176	275.950	Engine ECU	A0325453032	A032545303280
	S55 AMG	220.174	113.991	Engine ECU	A0325453032	A032545303280

Electronic Control Units & Senders

Model Year	Sales Designation	Model Designation	Engine Designation	Description	New Part #	Reman Part #
2006-2010						
	S550	221.171	273.961	Engine ECU	A2731532579	A273153257980
2003-2010						
	SL500	230.475	113.963	Engine ECU	A1131531091	A113153109180
	SL55 AMG	230.474	113.992	Engine ECU	A1131533079	A113153307980
	SL600	230.476	275.951	Engine ECU	A2208703589	A220870358980
	SL65 AMG	230.479	275.981	Engine ECU	A2208703589	A220870358980
	SL550	230.471	273.965	Engine ECU	A2118705785	A211870578580
1990-2002 Transmission ECU						
	500SL / SL500	129.067	119.972	Transmission ECU	A0265457232	A026545723280
	600SL / SL600	129.076	120.981	Transmission ECU	A0265457232	A026545723280
	SL320	129.063	104.991	Transmission ECU	A0265458532	A026545853280
	SL500	129.068	113.961	Transmission ECU	A0265457232	A026545723280
1992-1999						
	300SE	140.032	104.990	Transmission ECU	A0265458532	A026545853280
	500SEL / S500	140.051	119.970	Transmission ECU	A0265457232	A026545723280
	600SEL / S600	140.057	120.980	Transmission ECU	A0265457232	A026545723280
	400SEL / S420	140.043	119.971	Transmission ECU	A0265457232	A026545723280
	500SEC / S500	140.070	119.970	Transmission ECU	A0265457232	A026545723280
	600SEC / S600	140.076	120.980	Transmission ECU	A0265457232	A026545723280
	S320	140.032	104.994	Transmission ECU	A0265458532	A026545853280
	S320	140.033	104.994	Transmission ECU	A0265458532	A026545853280
	S500	140.051	119.980	Transmission ECU	A0265457232	A026545723280
	S600	140.057	120.982	Transmission ECU	A0265457232	A026545723280
	S420	140.043	119.981	Transmission ECU	A0265457232	A026545723280
	CL500	140.070	119.980	Transmission ECU	A0265457232	A026545723280
	CL600	140.076	120.982	Transmission ECU	A0265457232	A026545723280
1998-2005						
	ML320	163.154	112.942	Transmission ECU	A0265457632	A026545763280
	ML430	163.172	113.942	Transmission ECU	A0265457632	A026545763280
	ML500	163.175	113.965	Transmission ECU	A0305452632	A030545263280
1998-2004						
	SLK230	170.447	111.973	Transmission ECU	A0305453032	A030545303280
	SLK230	170.449	111.983	Transmission ECU	A0305453032	A030545303280
	SLK320	170.465	112.947	Transmission ECU	A0305453032	A030545303280
	SLK32 AMG	170.466	112.960	Transmission ECU	A0305453032	A030545303280
1994-2000						
	C220	202.022	111.961	Transmission ECU	A0265458532	A026545853280
	C280	202.028	104.941	Transmission ECU	A0265458532	A026545853280

Electronic Control Units & Senders

Model Year	Sales Designation	Model Designation	Engine Designation	Description	New Part #	Reman Part #
2002-2007						
	C240 2.6	203.061	112.912	Transmission ECU	A0305452332	A030545233280
	C320	203.064	112.946	Transmission ECU	A0305452332	A030545233280
	C32 AMG	203.065	112.961	Transmission ECU	A0305452332	A030545233280
	C320 Wagon	203.264	112.946	Transmission ECU	A0305452332	A030545233280
	C230 CL	203.747	111.981	Transmission ECU	A0305452332	A030545233280
	C240 4M	203.081	112.916	Transmission ECU	A0305453032	A030545303280
	C320 4M	203.084	112.953	Transmission ECU	A0305453032	A030545303280
	C320 S 4M	203.284	112.953	Transmission ECU	A0325451232	A032545123280
	C240 S 4M	203.281	112.916	Transmission ECU	A0305453032	A030545303280
	C230 CL 1.8	203.740	271.948	Transmission ECU	A0325451232	A032545123280
	C240 S	203.261	112.912	Transmission ECU	A0305453032	A030545303280
	C230 1.8	203.040	271.948	Transmission ECU	A0305453032	A030545303280
	C320 CL	203.764	112.946	Transmission ECU	A0325451232	A032545123280
1998-2003						
	CLK320	208.365	112.940	Transmission ECU	A0305452332	A030545233280
	CLK430	208.370	113.943	Transmission ECU	A0255452132	A025545213280
	CLK320 Cab.	208.465	112.940	Transmission ECU	A0305452332	A030545233280
	CLK430 Cab.	208.470	113.943	Transmission ECU	A0255452132	A025545213280
	CLK55 AMG	208.374	113.984	Transmission ECU	A0305452332	A030545233280
	CLK55 AMG	208.474	113.984	Transmission ECU	A0305452332	A030545233280
1996-2003						
	E300 Diesel	210.020	606.912	Transmission ECU	A0265458532	A026545853280
	E320	210.055	104.995	Transmission ECU	A0265458532	A026545853280
	E420	210.072	119.985	Transmission ECU	A0265458532	A026545853280
	E430	210.070	113.940	Transmission ECU	A0255452132	A025545213280
	E300 TD	210.025	606.962	Transmission ECU	A0265458532	A026545853280
	E320	210.065	112.941	Transmission ECU	A0265458532	A026545853280
	E320 4M	210.082	112.941	Transmission ECU	A0305452332	A030545233280
	E320 4M Wagon	210.282	112.941	Transmission ECU	A0305452332	A030545233280
	E320 Wagon	210.265	112.941	Transmission ECU	A0265458532	A026545853280
	E55 AMG	210.074	113.980	Transmission ECU	A0215458832	A021545883280
	E430 4M	210.083	113.940	Transmission ECU	A0255452132	A025545213280
2000-2006						
	CL500	215.375	113.960	Transmission ECU	A0305452332	A030545233280
	CL600	215.378	137.970	Transmission ECU	A0305452332	A030545233280
	CL55 AMG	215.373	113.986	Transmission ECU	A0305452332	A030545233280
	CL600 B-Turbo	215.376	275.950	Transmission ECU	A0305453032	A030545303280
	CL55 AMG	215.374	113.991	Transmission ECU	A0305453032	A030545303280

Electronic Control Units & Senders

Model Year	Sales Designation	Model Designation	Engine Designation	Description	New Part #	Reman Part #
2000-2006						
	S430	220.170	113.941	Transmission ECU	A0265457632	A026545763280
	S500	220.175	113.960	Transmission ECU	A0265457232	A026545723280
	S430	220.070	113.941	Transmission ECU	A0305453032	A030545303280
	S600	220.178	137.970	Transmission ECU	A0305452332	A030545233280
	S55 AMG	220.173	113.986	Transmission ECU	A0305452332	A030545233280
	S600 B-Turbo	220.176	275.950	Transmission ECU	A0305453032	A030545303280
1996-2003 Xenon HL ECU						
	E300 Diesel	210.020	606.912	Xenon HL ECU	A2108202426	A210820242680
	E320	210.055	104.995	Xenon HL ECU	A2108202426	A210820242680
	E420	210.072	119.985	Xenon HL ECU	A2108202426	A210820242680
	E430	210.070	113.940	Xenon HL ECU	A2108202426	A210820242680
	E300 TD	210.025	606.962	Xenon HL ECU	A2108202426	A210820242680
	E320	210.065	112.941	Xenon HL ECU	A2108202426	A210820242680
	E320 4M	210.082	112.941	Xenon HL ECU	A2108202426	A210820242680
	E320 4M Wagon	210.282	112.941	Xenon HL ECU	A2108202426	A210820242680
	E320 Wagon	210.265	112.941	Xenon HL ECU	A2108202426	A210820242680
	E55 AMG	210.074	113.980	Xenon HL ECU	A2108202426	A210820242680
	E430 4M	210.083	113.940	Xenon HL ECU	A2108202426	A210820242680
1990-2002 Diagnosis ECU						
	300SL	129.061	104.981	Diagnosis ECU	A0215456032	A021545603280
	SL320	129.063	104.991	Diagnosis ECU	A0215456032	A021545603280
1992-1999						
	300SE	140.032	104.990	Diagnosis ECU	A0215456032	A021545603280
	S320	140.032	104.994	Diagnosis ECU	A0215456032	A021545603280
	S320	140.033	104.994	Diagnosis ECU	A0215456032	A021545603280
1996-2003						
	E320	210.055	104.995	Diagnosis ECU	A0215456032	A021545603280
2009-2010 Sender Unit						
	C300	204.054	272.947	Sender Unit	A2045420718	A204542071880
	C350	204.056	272.961	Sender Unit	A2045420718	A204542071880
	C300 4M	204.081	272.948	Sender Unit	A2045420718	A204542071880
2010-2011						
	GLK350 4M	204.987	272.971	Sender Unit	A2045420718	A204542071880
	GLK350 2WD	204.956	272.991	Sender Unit	A2045420718	A204542071880
2003-2009						
	E350	211.056	272.964	Sender Unit	A2115420918	A211542091880
	E350 4M	211.087	272.972	Sender Unit	A2115420918	A211542091880

Engines & Related Components

Control Units See Electronic Control Units & Senders

Model Year	Sales Designation	Model Designation	Engine Designation	Description	New Part #	Reman Part #
1990-2002						
	Engine					
	300SL	129.061	104.981	Engine - Gas	A1040101800	A104010180080
	500SL	129.066	119.960	Engine - Gas	A1190103400	A119010430280
	SL320	129.063	104.991	Engine - Gas	A1040101098	A104010109880
	SL500	129.067	119.982	Engine - Gas	A1190105902	A119010590280
	SL500	129.068	113.961	Engine - Gas	A1130102000	A113010200080
1992-1999						
	300SE	140.032	104.990	Engine - Gas	A1040109797	A104010979780
	400SE	140.042	119.971	Engine - Gas	A1190104102	A119010410280
	500SEL / S500	140.051	119.970	Engine - Gas	A1190103902	A119010390280
	300SD / S350	140.134	603.971	Engine - Gas	A6030101450	A603010310280
	400SEL / S420	140.043	119.971	Engine - Gas	A1190104102	A119010410280
	500SEC / S500	140.070	119.970	Engine - Gas	A1190103902	A119010390280
	S320	140.032	104.994	Engine - Gas	A1040107997	A104010799780
	S320	140.033	104.994	Engine - Gas	A1040107997	A104010799780
	S500	140.051	119.980	Engine - Gas	A1190102402	A119010570280
	S420	140.043	119.981	Engine - Gas	A1190103550	A119010580280
	CL500	140.070	119.980	Engine - Gas	A1190102402	A119010570280
1998-2005						
	ML320	163.154	112.942	Engine - Gas	A1120106402	A112010640280
	ML430	163.172	113.942	Engine - Gas	A1130101700	A113010170080
	ML55 AMG	163.174	113.981	Engine - Gas	A1130107602	A113010760280
	ML500	163.175	113.965	Engine - Gas	A1130108302	A113010830280
	ML350	163.157	112.970	Engine - Gas	A1120107345	A112010734580
2006-2010						
	ML350	164.186	272.967	Engine - Gas	A2720105900	A272010794480
	ML500	164.175	113.964	Engine - Gas	A1130107744	A113010774480
	ML550	164.172	273.963	Engine - Gas	A2730103102	A273010830080
	ML320 CDI	164.122	642.940	Engine - Diesel	A6420105445	A642010544580
	ML320 B-Tec	164.125	642.940	Engine - Diesel	A6420105445	A642010544580
2006-2010						
	GL320 CDI	164.822	642.940	Engine - Diesel	A6420105445	A642010544580
	GL550	164.886	273.963	Engine - Gas	A2730103102	A273010830080
	GL320 B-Tec	164.825	642.940	Engine - Diesel	A6420105445	A642010544580
1998-2004						
	SLK230	170.447	111.973	Engine - Gas	A1110107497	A111010749780
	SLK230	170.449	111.983	Engine - Gas	A1110109303	A111010930380
	SLK320	170.465	112.947	Engine - Gas	A1120109502	A112010950280
	SLK32 AMG	170.466	112.960	Engine - Gas	A1120100644	A112010064480

Engines & Related Components

Control Units See Electronic Control Units & Senders

Model Year	Sales Designation	Model Designation	Engine Designation	Description	New Part #	Reman Part #
2005-2010						
	SLK55 AMG	171.473	113.989	Engine - Gas	A1130103644	A113010364480
	SLK280/300	171.454	272.942	Engine - Gas	A2720103845	A272010384580
	SLK350	171.456	272.963	Engine - Gas	A2720103144	A272010414480
1984-1992						
	190E 2.3	201.024	102.961/5	Engine - Gas	A1020100046	A102010004680
1994-2000						
	C220	202.022	111.961	Engine - Gas	A1110101646	A111010164680
	C280	202.028	104.941	Engine - Gas	A1040103146	A104010314680
	C36 AMG	202.028	104.941	Engine - Gas	A1040103146	A104010314680
	C230	202.023	111.974	Engine - Gas	A1110107597	A111010759780
	C280	202.029	112.920	Engine - Gas	A1120106300	A112010630080
	C230	202.024	111.975	Long Block	A1110107497	A111010749780
2002-2007						
	C240 2.6	203.061	112.912	Engine - Gas	A1120106046	A112010604680
	C320	203.064	112.946	Engine - Gas	A1120103646	A112010364680
	C32 AMG	203.065	112.961	Engine - Gas	A1120100944	A112010094480
	C320 Wagon	203.264	112.946	Engine - Gas	A1120103646	A112010364680
	C230 CL	203.747	111.981	Engine - Gas	A1100103298	A111010329880
	C240 4M	203.081	112.916	Engine - Gas	A1120105146	A112010514680
	C320 4M	203.084	112.953	Engine - Gas	a1120105246	A112010524680
	C320 S 4M	203.284	112.953	Engine - Gas	a1120105246	A112010524680
	C240 S 4M	203.281	112.916	Engine - Gas	A1120105146	A112010514680
	C230 CL	203.740	271.948	Engine - Gas	A2710100702	A271010070280
	C240 S	203.261	112.912	Engine - Gas	A1120106046	A112010604680
	C230 1.8	203.040	271.948	Engine - Gas	A2710100702	A271010070280
	C320 CL	203.764	112.946	Engine - Gas	A1120103646	A112010364680
	C55 AMG	203.076	113.988	Engine - Gas	A1130104044	A113010404480
	C230	203.052	272.920	Engine - Gas	A2720104502	A272010450280
	C280	203.054	272.940	Engine - Gas	A1120104945	A112010494580
	C280 4M	203.092	272.941	Engine - Gas	A2720103545	A272010354580
2009-2010						
	C300	204.054	272.947	Engine - Gas	A2720108797	A272010879780
	C350	204.056	272.961	Engine - Gas	A2720108997	A272010899780
1998-2003						
	CLK320	208.365	112.940	Engine - Gas	A1120104945	A112010494580
	CLK320	208.465	112.940	Engine - Gas	A1120104945	A112010494580
2003-2009						
	CLK320	209.365	112.955	Engine - Gas	A1120103346	A112010334680
	CLK500	209.375	113.968	Engine - Gas	A1130109702	A113010970280

Engines & Related Components

Control Units See Electronic Control Units & Senders

Model Year	Sales Designation	Model Designation	Engine Designation	Description	New Part #	Reman Part #
	CLK55 AMG	209.376	113.988	Engine - Gas	A1130109002	A113010900280
	CLK320	209.465	112.955	Engine - Gas	A1120103346	A112010334680
	CLK500	209.475	113.968	Engine - Gas	A1130109702	A113010970280
	CLK55 AMG	209.476	113.988	Engine - Gas	A1130104044	A113010404480
	CLK350	209.356	272.960	Engine - Gas	A2720102900	A272010290080
	CLK350	209.456	272.960	Engine - Gas	A2720102900	A272010290080
1996-2003						
	E300 Diesel	210.020	606.912	Engine - Diesel	A6060104400	A606010440080
	E320	210.055	104.995	Engine - Gas	A1040103047	A104010304780
	E420	210.072	119.985	Engine - Gas	A1190106102	A119010610280
	E430	210.070	113.940	Engine - Gas	A1130101702	A113010170280
	E300	210.025	606.962	Engine - Gas	A6060103200	A606010320080
	E320	210.065	112.941	Engine - Gas	A1120109244	A112010924480
	E320 4M	210.082	112.941	Engine - Gas	A1120109900	A112010990080
	E320 4M	210.282	112.941	Engine - Gas	A1120109900	A112010990080
	E320 Wagon	210.265	112.941	Engine - Gas	A1120109244	A112010924480
	E430 4M	210.083	113.940	Engine - Gas	A1130107000	A113010700080
2003-2009						
	E320	211.065	112.949	Engine - Gas	A1120101046	A112010104680
	E500	211.070	113.967	Engine - Gas	A1130101044	A113010104480
	E55 AMG	211.076	113.990	Engine - Gas	A1130102502	A113010250280
	E320 4M	211.082	112.954	Engine - Gas	A1120105346	A112010534680
	E500 4M	211.083	113.969	Engine - Gas	A1130103544	A113010354480
	E320 CDI	211.026	648.961	Engine - Diesel	A6480103800	A648010380080
	E350	211.056	272.964	Engine - Gas	A2720104344	A272010434480
	E350 4M	211.087	272.972	Engine - Gas	A2720102500	A272010250080
	E550 4M	211.090	273.962	Engine - Gas	A1130109800	A113010980080
	E320 B-Tec	211.022	642.920	Engine - Diesel	A6420105445	A642010544580
	E320 Wagon	211.265	112.949	Engine - Gas	A1120101046	A112010104680
	E500 Wagon	211.270	113.967	Engine - Gas	A1130101044	A113010104480
	E500 Wagon	211.283	113.969	Engine - Gas	A1130103544	A113010354480
	E320 Wagon	211.282	112.954	Engine - Gas	A1120105346	A112010534680
	E55S AMG	211.276	113.990	Engine - Gas	A1130102502	A113010250280
	E350S	211.256	272.964	Engine - Gas	A2720104344	A272010434480
2010-2011						
	E350	212.056	272.964	Engine - Gas	A2720104344	A272010434480
2000-2006						
	CL500	215.375	113.960	Engine - Gas	A1130101544	A113010154480
	CL600	215.378	137.970	Engine - Gas	A1370100000	A137010000080

Engines & Related Components

Control Units See Electronic Control Units & Senders

Model Year	Sales Designation	Model Designation	Engine Designation	Description	New Part #	Reman Part #
	CL55 AMG	215.373	113.986	Engine - Gas	A 1130108900	A 113010890080
	CL55 AMG	215.374	113.991	Engine - Gas	A 1130106702	A 113010670280
2006-2010						
	CL550	216.371	273.961	Engine - Gas	A2730104400	A273010440080
	CL550 4M	216.386	273.961	Engine - Gas	A2730104400	A273010440080
2006-2010						
	CLS500	219.375	113.967	Engine - Gas	A 1130101044	A 113010104480
	CLS55 AMG	219.376	113.990	Engine - Gas	A 1130102502	A 113010250280
2000-2006						
	S430	220.170	113.941	Engine - Gas	A 1130101444	A 113010144480
	S500	220.175	113.960	Engine - Gas	A 1130101544	A 113010154480
	S430	220.070	113.941	Engine - Gas	A 1130101444	A 113010144480
	S600	220.178	137.970	Engine - Gas	A 1370100000	A 137010000080
	S55 AMG	220.173	113.986	Engine - Gas	A 1130108900	A 113010890080
	S430 4M	220.183	113.948	Engine - Gas	A 1130103344	A 113010334480
	S500 4M	220.184	113.966	Engine - Gas	A 1130103344	A 113010334480
	S55 AMG	220.174	113.991	Engine - Gas	A 1130106702	A 113010670280
2006-2010						
	S550	221.171	273.961	Engine - Gas	A2730104400	A273010440080
2003-2010						
	SL500	230.475	113.963	Engine - Gas	A 1130108200	A 113010820080
	SL55 AMG	230.474	113.992	Engine - Gas	A 1130109502	A 113010950280
	SL600	230.476	275.951	Engine - Gas	A2750100100	A275010010080
2006-2010						
	R350 4M	251.165	272.967	Engine - Gas	A2720105900	A272010794480
	R350	251.156	272.967	Engine - Gas	A2720105900	A272010794480
	R320 B-Tec	251.125	642.940	Engine - Diesel	A6420105445	A642010544580
2002-2009						
	G500	463.249	113.962	Engine - Gas	A 1130109800	A 113010980080
	G55 AMG	463.246	113.982	Engine - Gas	A 1130109800	A 113010980080
	G55K AMG	463.271	113.993	Engine - Gas	A 1130104644	A 113010464480
1986-1995						
	E300 Diesel	124.131	606.910	Long Block	A6060104200	A606010420080
1990-2002						
	600SL / SL600	129.076	120.981	Short Block	A 1200100150	A 120010015080
	SL600	129.076	120.983	Short Block	A 1200100150	A 120010015080
1992-1999						
	600SEL / S600	140.057	120.980	Short Block	A 1200100150	A 120010005080
	S600	140.057	120.982	Short Block	A 1200100150	A 120010005080

Engines & Related Components / Fuel Injection

Control Units See Electronic Control Units & Senders

Model Year	Sales Designation	Model Designation	Engine Designation	Description	New Part #	Reman Part #
1998-2004						
	SLK230	170.447	111.973	Long Block	A1110107497	A111010749780
1994-2000						
	C230	202.023	111.974	Long Block	A1110107597	A111010759780
	C230	202.024	111.975	Long Block	A1110107497	A111010749780
1990-2002						
	600SL / SL600	129.076	120.981	Short Block	A1200100150	A120010015080
	SL600	129.076	120.983	Short Block	A1200100150	A120010015080
1992-1999						
	600SEL / S600	140.057	120.980	Short Block	A1200100050	A120010005080
	600SEC / S600	140.076	120.980	Short Block	A1200100050	A120010005080
	S600	140.057	120.982	Short Block	A1200100050	A120010005080
	CL600	140.076	120.982	Short Block	A1200100050	A120010005080
1986-1995 Fuel Distributor						
	300E	124.030	103.983	Fuel Distributor	A0000741913	A000074191380
	260E / 300E	124.026	103.940	Fuel Distributor	A0000741913	A000074191380
	300CE	124.050	103.983	Fuel Distributor	A0000741913	A000074191380
	300CE	124.051	104.980	Fuel Distributor	A0000742813	A000074281380
	300TE	124.090	103.983	Fuel Distributor	A0000741913	A000074191380
	300E 4M	124.230	103.985	Fuel Distributor	A0000741913	A000074191380
	300TE 4M	124.290	103.985	Fuel Distributor	A0000741913	A000074191380
1981-1991						
	380SE	126.032	116.963	Fuel Distributor	A0000741113	A000074111380
	380SEL	126.033	116.961	Fuel Distributor	A0000741113	A000074111380
	380SEC	126.043	116.963	Fuel Distributor	A0000741113	A000074111380
	500SEL	126.037	117.963	Fuel Distributor	A0000741113	A000074111380
	500SEC	126.044	116.963	Fuel Distributor	A0000741113	A000074111380
	420SEL	126.035	116.965	Fuel Distributor	A0000741113	A000074111380
	560SEL	126.039	117.968	Fuel Distributor	A0000742513	A000074251380
	560SEC	126.045	117.968	Fuel Distributor	A0000742513	A000074251380
	300SEL	126.025	103.981	Fuel Distributor	A0000741913	A000074191380
	300SE	126.024	103.981	Fuel Distributor	A0000741913	A000074191380
1990-2002						
	300SL	129.061	104.981	Fuel Distributor	A0000742813	A000074281380
	500SL	129.066	119.960	Fuel Distributor	A0000742513	A000074251380
	SL320	129.063	104.991	Fuel Distributor	A0000742813	A000074281380
	SL500	129.067	119.982	Fuel Distributor	A0000742513	A000074251380
1992-1999						
	300SE	140.032	104.990	Fuel Distributor	A0000742813	A000074281380

Fuel Injection

Model Year	Sales Designation	Model Designation	Engine Designation	Description	New Part #	Reman Part #
	400SE	140.042	119.971	Fuel Distributor	A0000742513	A000074251380
	500SEL / S500	140.051	119.970	Fuel Distributor	A0000742513	A000074251380
	400SEL / S420	140.043	119.971	Fuel Distributor	A0000742513	A000074251380
	500SEC / S500	140.070	119.970	Fuel Distributor	A0000742513	A000074251380
	S320	140.032	104.994	Fuel Distributor	A0000742813	A000074281380
	S320	140.033	104.994	Fuel Distributor	A0000742813	A000074281380
	S500	140.051	119.980	Fuel Distributor	A0000742513	A000074251380
	S420	140.043	119.981	Fuel Distributor	A0000742513	A000074251380
	CL500	140.070	119.980	Fuel Distributor	A0000742513	A000074251380
1984-1992						
	190E 2.3	201.024	102.961/5	Fuel Distributor	A0000741513	A000074151380
	190E 2.3-16	201.034	102.983	Fuel Distributor	A0000741513	A000074151380
	190E 2.6	201.029	103.942	Fuel Distributor	A0000741913	A000074191380
	190E 2.3	201.028	102.985	Fuel Distributor	A0000741513	A000074151380
1994-2000						
	C280	202.028	104.941	Fuel Distributor	A0000742813	A000074281380
	C36 AMG	202.028	104.941	Fuel Distributor	A0000742813	A000074281380
2003-2009						
	E320	210.055	104.995	Fuel Distributor	A0000742813	A000074281380
	E420	210.072	119.985	Fuel Distributor	A0000742513	A000074251380
1986-1995 Injection Nozzle						
	300D Turbo	124.133	603.960	Injection Nozzle	A0030172921	A003017292180
	300CE	124.051	104.980	Injection Nozzle	A0000788623	A000078862381
	300D 2.5 Turbo	124.128	602.962	Injection Nozzle	A0030172921	A003017292180
	300TD Turbo	124.193	603.960	Injection Nozzle	A0030172921	A003017292180
	300TE / E320	124.092	104.992	Injection Nozzle	A0000788623	A000078862381
	E300 Diesel	124.131	606.910	Injection Nozzle	A0000100551	A000010055180
	300E 2.8	124.028	104.942	Injection Nozzle	A0000788623	A000078862381
	300E / E320	124.032	104.992	Injection Nozzle	A0000788623	A000078862381
	300CE / E320	124.052	104.992	Injection Nozzle	A0000788623	A000078862381
	300CE / E320	124.066	104.992	Injection Nozzle	A0000788623	A000078862381
	400E / E420	124.034	119.975	Injection Nozzle	A0000788623	A000078862381
1981-1991						
	300SDL Turbo	126.125	603.961	Injection Nozzle	A0020172821	A002017282180
	350SD Turbo	126.134	603.970	Injection Nozzle	A0030172921	A003017292180
	350SDL Turbo	126.135	603.970	Injection Nozzle	A0030172921	A003017292180
1990-2002						
	300SL	129.061	104.981	Injection Nozzle	A0000788623	A000078862381
	SL320	129.063	104.991	Injection Nozzle	A0000788623	A000078862381

Fuel Injection / Instrument Clusters

Model Year	Sales Designation	Model Designation	Engine Designation	Description	New Part #	Reman Part #
1992-1999						
	300SE	140.032	104.990	Injection Nozzle	A0000788623	A000078862381
	300SD / S350	140.134	603.971	Injection Nozzle	A0030172921	A003017292180
	S320	140.032	104.994	Injection Nozzle	A0000788623	A000078862381
	S320	140.033	104.994	Injection Nozzle	A0000788623	A000078862381
1996-2003						
	E300 Diesel	210.020	606.912	Injection Nozzle	A0000100551	A000010055180
	E320	210.055	104.995	Injection Nozzle	A0000788623	A000078862381
	E300	210.025	606.962	Injection Nozzle	A0000100551	A000010055180
	E320	210.065	112.941	Injection Nozzle	A0000788623	A000078862381
1981-1991 Idle Speed Actuator						
	380SE	126.032	116.963	Idle Speed Actuator	A0001411625	A000141162581
	380SEL	126.033	116.961	Idle Speed Actuator	A0001411625	A000141162581
	380SEC	126.043	116.963	Idle Speed Actuator	A0001411625	A000141162581
	500SEL	126.037	117.963	Idle Speed Actuator	A0001411625	A000141162581
	500SEC	126.044	116.963	Idle Speed Actuator	A0001411625	A000141162581
	420SEL	126.035	116.965	Idle Speed Actuator	A0001411625	A000141162581
	560SEL	126.039	117.968	Idle Speed Actuator	A0001411625	A000141162581
	560SEC	126.045	117.968	Idle Speed Actuator	A0001411625	A000141162581
1986-1995 Cruise Control						
	300TE / E320	124.092	104.992	Cruise Control	A0001415725	A000141572581
	300E 2.8	124.028	104.942	Cruise Control	A0001415725	A000141572581
	300E / E320	124.032	104.992	Cruise Control	A0001415725	A000141572581
	300CE / E320	124.052	104.992	Cruise Control	A0001415725	A000141572581
	300CE Cab.	124.066	104.992	Cruise Control	A0001415725	A000141572581
1990-2002						
	500SL / SL500	129.067	119.972	Cruise Control	A0001415725	A000141572581
	SL320	129.063	104.991	Cruise Control	A0001415725	A000141572581
	SL500	129.067	119.982	Cruise Control	A0001415725	A000141572581
1992-1999						
	300SE	140.032	104.990	Cruise Control	A0001415725	A000141572581
	S320	140.032	104.994	Cruise Control	A0001415725	A000141572581
	S320	140.033	104.994	Cruise Control	A0001415725	A000141572581
1992-1999						
	C280	202.028	104.941	Cruise Control	A0001415725	A000141572581
	C36 AMG	202.028	104.941	Cruise Control	A0001415725	A000141572581
1990-2002 Instrument Cluster						
	300SL	129.061	104.981	Instrument Cluster	A1295407148	A129540714880
	500SL	129.066	119.960	Instrument Cluster	A1295403748	A129540374880
	500SL / SL500	129.067	119.972	Instrument Cluster	A1295403748	A129540374880

Instrument Clusters

Model Year	Sales Designation	Model Designation	Engine Designation	Description	New Part #	Reman Part #
	600SL / SL600	129.076	120.981	Instrument Cluster	A1295404248	A129540424880
	SL500	129.067	119.982	Instrument Cluster	A1295403748	A129540374880
	SL600	129.076	120.983	Instrument Cluster	A1295404248	A129540424880
1992-1999						
	300SE	140.032	104.990	Instrument Cluster	A1404401211	A140440121180
	400SE	140.042	119.971	Instrument Cluster	A1405409648	A140540964880
	500SEL / S500	140.051	119.970	Instrument Cluster	A1404405011	A140440501180
	600SEL / S600	140.057	120.980	Instrument Cluster	A1404400611	A140440061180
	300SD / S350	140.134	603.971	Instrument Cluster	A1405409248	A140540924880
	400SEL / S420	140.043	119.971	Instrument Cluster	A1404405011	A140440501180
	500SEC / S500	140.070	119.970	Instrument Cluster	A1404405011	A140440501180
	600SEC / S600	140.076	120.980	Instrument Cluster	A1295406248	A129540624880
	S320	140.032	104.994	Instrument Cluster	A1404401211	A140440121180
	S320	140.033	104.994	Instrument Cluster	A1404401211	A140440121180
	S500	140.051	119.980	Instrument Cluster	A1404405011	A140440501180
	S600	140.057	120.982	Instrument Cluster	A1404400611	A140440061180
	S420	140.043	119.981	Instrument Cluster	A1404405011	A140440501180
	CL500	140.070	119.980	Instrument Cluster	A1404405011	A140440501180
	CL600	140.076	120.982	Instrument Cluster	A1295406248	A129540624880
1994-2000						
	C220	202.022	111.961	Instrument Cluster	A2025405111	A202540511180
	C280	202.028	104.941	Instrument Cluster	A2025400348	A202540034880
	C36 AMG	202.028	104.941	Instrument Cluster	A2025400348	A202540034880
	C230	202.023	111.974	Instrument Cluster	A2024404611	A202440461180
	C280	202.029	112.920	Instrument Cluster	A2025406548	A202540654880
	C230	202.024	111.975	Instrument Cluster	A2024404611	A202440461180
2002-2007						
	C32 AMG	203.065	112.961	Instrument Cluster	A2035405947	A203540594780
1998-2003						
	CLK320	208.365	112.940	Instrument Cluster	A2085406411	A208540641180
	CLK430	208.370	113.943	Instrument Cluster	A2085406411	A208540641180
	CLK320	208.465	112.940	Instrument Cluster	A2085406411	A208540641180
	CLK430	208.470	113.943	Instrument Cluster	A2085406411	A208540641180
2003-2009						
	CLK55 AMG	209.376	113.988	Instrument Cluster	A2095407911	A209540791180
	CLK55 AMG	209.476	113.988	Instrument Cluster	A2095407911	A209540791180
	CLK63 AMG	209.477	156.982	Instrument Cluster	A2095404948	A209540494880

Instrument Clusters

Model Year	Sales Designation	Model Designation	Engine Designation	Description	New Part #	Reman Part #
1996-2003						
	E300 Diesel	210.020	606.912	Instrument Cluster	A2105406347	A210540634780
	E320	210.055	104.995	Instrument Cluster	A2105405647	A210540564780
	E420	210.072	119.985	Instrument Cluster	A2105402548	A210540254880
	E430	210.070	113.940	Instrument Cluster	A2085406411	A208540641180
	E320	210.065	112.941	Instrument Cluster	A2105401811	A210540181180
	E320 4M	210.082	112.941	Instrument Cluster	A2105401811	A210540181180
	E320 4M Wagon	210.282	112.941	Instrument Cluster	A2105401811	A210540181180
	E320 Wagon	210.265	112.941	Instrument Cluster	A2105401811	A210540181180
	E55 AMG	210.074	113.980	Instrument Cluster	A2105403311	A210540331180
	E430 4M	210.083	113.940	Instrument Cluster	A2105401811	A210540181180
2003-2009						
	E500	211.070	113.967	Instrument Cluster	A2105403311	A210540331180
	E55 AMG	211.076	113.990	Instrument Cluster	A2115403348	A211540334880
	E55S AMG	211.276	113.990	Instrument Cluster	A2115403348	A211540334880
2000-2006						
	CL500	215.375	113.960	Instrument Cluster	A2205400447	A220540044780
	CL600	215.378	137.970	Instrument Cluster	A2205400447	A220540044780
	CL55 AMG	215.373	113.986	Instrument Cluster	A2205400447	A220540044780
	CL600 B-Turbo	215.376	275.950	Instrument Cluster	A2205408047	A220540804780
	CL55 AMG	215.374	113.991	Instrument Cluster	A2205408447	A220540844780
	CL65 AMG	215.379	275.980	Instrument Cluster	A2205407047	A220540774780
2006-2010						
	CLS63 AMG	219.377	156.983	Instrument Cluster	A2195407311	A219540731180
2000-2006						
	S430 4M	220.083	113.948	Instrument Cluster	A2205400447	A220540044780
	S350	220.067	112.972	Instrument Cluster	A2205407947	A220540794780
	S65 AMG	220.179	275.980	Instrument Cluster	A2205407047	A220540704780
	S430	220.170	113.941	Instrument Cluster	A2105403311	A210540331180
	S500	220.175	113.960	Instrument Cluster	A2205400447	A220540044780
	S430	220.070	113.941	Instrument Cluster	A2205400447	A220540044780
	S600	220.178	137.970	Instrument Cluster	A2205400447	A220540044780
	S55 AMG	220.173	113.986	Instrument Cluster	A2205403147	A220540314780
	S430 4M	220.183	113.948	Instrument Cluster	A2205400447	A220540044780
	S500 4M	220.184	113.966	Instrument Cluster	A2205400447	A220540044780
	S600 B-Turbo	220.176	275.950	Instrument Cluster	A2205400447	A220540044780
	S55 AMG	220.174	113.991	Instrument Cluster	A2205408347	A220540834780

Instrument Cluster / Starters

Model Year	Sales Designation	Model Designation	Engine Designation	Description	New Part #	Reman Part #
2003-2010						
	SL500	230.475	113.963	Instrument Cluster	A2105403311	A210540331180
	SL55 AMG	230.474	113.992	Instrument Cluster	A2305406947	A230540694780
	SL65 AMG	230.479	275.981	Instrument Cluster	A2305407147	A230540714780
1986-1995 Starter						
	300D Turbo	124.133	603.960	Starter	A0041517901	A004151790180
	300D 2.5 Turbo	124.128	602.962	Starter	A0041517901	A004151790180
	300TD Turbo	124.193	603.960	Starter	A0041517901	A004151790180
	300TE / E320	124.092	104.992	Starter	A0041517001	A005151660180
	300E 2.8	124.028	104.942	Starter	A0041517001	A005151660180
	300E / E320	124.032	104.992	Starter	A0041517001	A005151660180
	300CE / E320	124.052	104.992	Starter	A0041517001	A005151660180
	300CE / E320	124.066	104.992	Starter	A0041517001	A005151660180
	400E / E420	124.034	119.975	Starter	A0041517801	A004151780180
1981-1991						
	300SDL Turbo	126.125	603.961	Starter	A0041517901	A004151790180
	420SEL	126.035	116.965	Starter	A0041517801	A004151780180
	350SD Turbo	126.134	603.970	Starter	A0041517901	A004151790180
	350SDL Turbo	126.135	603.970	Starter	A0041517901	A004151790180
1990-2002						
	300SL	129.061	104.981	Starter	A0041517001	A005151660180
	500SL	129.066	119.960	Starter	A0041517801	A004151780180
	500SL / SL500	129.067	119.972	Starter	A0041517801	A004151780180
	600SL / SL600	129.076	120.981	Starter	A0041515201	A004151520180
	SL320	129.063	104.991	Starter	A0041517001	A005151660180
	SL500	129.067	119.982	Starter	A0041517801	A004151780180
	SL600	129.076	120.983	Starter	A0041515201	A004151520180
	SL500	129.068	113.961	Starter	A0051516501	A005151650180
1992-1999						
	300SE	140.032	104.990	Starter	A0041517001	A005151660180
	400SE	140.042	119.971	Starter	A0041517801	A004151780180
	500SEL / S500	140.051	119.970	Starter	A0041517801	A004151780180
	600SEL / S600	140.057	120.980	Starter	A0041515101	A004151510180
	300SD / S350	140.134	603.971	Starter	A0041517901	A004151790180
	400SEL / S420	140.043	119.971	Starter	A0041517801	A004151780180
	500SEC / S500	140.070	119.970	Starter	A0041517801	A004151780180
	600SEC / S600	140.076	120.980	Starter	A0041515101	A004151510180

Starters

Model Year	Sales Designation	Model Designation	Engine Designation	Description	New Part #	Reman Part #
	S320	140.032	104.994	Starter	A0041517001	A005151660180
	S320	140.033	104.994	Starter	A0041517001	A005151660180
	S500	140.051	119.980	Starter	A0041517801	A004151780180
	S600	140.057	120.982	Starter	A0041515101	A004151510180
	S420	140.043	119.981	Starter	A0041517801	A004151780180
	CL500	140.070	119.980	Starter	A0041517801	A004151780180
	CL600	140.076	120.982	Starter	A0041515101	A004151510180
1998-2005						
	ML320	163.154	112.942	Starter	A0051516501	A005151650180
	ML430	163.172	113.942	Starter	A0051516501	A005151650180
	ML55 AMG	163.174	113.981	Starter	A1121510001	A112151000180
	ML500	163.175	113.965	Starter	A0051516501	A005151650180
	ML350	163.157	112.970	Starter	A0051516501	A005151650180
2006-2010						
	ML350	164.186	272.967	Starter	A0061510501	A006151050180
	ML500	164.175	113.964	Starter	A0061510601	A006151060180
2006-2010						
	GL450	164.871	273.923	Starter	A0061513701	A006151370180
1998-2004						
	SLK230	170.447	111.973	Starter	A0051510601	A005151340180
	SLK230	170.449	111.983	Starter	A0051510601	A005151340180
	SLK320	170.465	112.947	Starter	A0051516501	A005151650180
	SLK32 AMG	170.466	112.960	Starter	A0051516501	A005151650180
2005-2010						
	SLK280/300	171.454	272.942	Starter	A0061510501	A006151050180
	SLK350	171.456	272.963	Starter	A0061510501	A006151050180
1984-1992						
	190D 2.5	201.126	602.911	Starter	A0041517901	A004151790180
	190D 2.5 Turbo	201.128	602.961	Starter	A0041517901	A004151790180
1994-2000						
	C220	202.022	111.961	Starter	A0051510601	A005151340180
	C280	202.028	104.941	Starter	A0041517001	A005151660180
	C36 AMG	202.028	104.941	Starter	A0041517001	A005151660180
	C230	202.023	111.974	Starter	A0051510601	A005151340180
	C280	202.029	112.920	Starter	A0051516501	A005151650180
	C43 AMG	202.033	113.944	Starter	A1121510001	A112151000180
	C230	202.024	111.975	Starter	A0051510601	A005151340180

Starters

Model Year	Sales Designation	Model Designation	Engine Designation	Description	New Part #	Reman Part #
2002-2007						
	C240 2.6	203.061	112.912	Starter	A0051516501	A005151650180
	C320	203.064	112.946	Starter	A0051516501	A005151650180
	C32 AMG	203.065	112.961	Starter	A0051516501	A005151650180
	C320 Wagon	203.264	112.946	Starter	A0051516501	A005151650180
	C230 CL	203.747	111.981	Starter	A0051513401	A005151340180
	C240 4M	203.081	112.916	Starter	A0051516501	A005151650180
	C320 4M	203.084	112.953	Starter	A0051516501	A005151650180
	C320 S 4M	203.284	112.953	Starter	A0051516501	A005151650180
	C240 S 4M	203.281	112.916	Starter	A0051516501	A005151650180
	C230 CL 1.8	203.740	271.948	Starter	A0051513901	A005151390187
	C240 S	203.261	112.912	Starter	A0051516501	A005151650180
	C230 1.8	203.040	271.948	Starter	A0051513901	A005151390187
	C320 CL	203.764	112.946	Starter	A0051516501	A005151650180
	C55 AMG	203.076	113.988	Starter	A0061510601	A006151060180
	C230	203.052	272.920	Starter	A0061510501	A006151050180
2009-2010						
	C300	204.054	272.947	Starter	A0061510501	A006151050180
	C300 4M	204.081	272.948	Starter	A0061516001	A006151600180
1998-2003						
	CLK320	208.365	112.940	Starter	A0051516501	A005151650180
	CLK430	208.370	113.943	Starter	A0051516501	A005151650180
	CLK320	208.465	112.940	Starter	A0051516501	A005151650180
	CLK430	208.470	113.943	Starter	A0051516501	A005151650180
2003-2009						
	CLK320	209.365	112.955	Starter	A0051516501	A005151650180
	CLK500	209.375	113.968	Starter	A0061510601	A006151060180
	CLK320	209.465	112.955	Starter	A0051516501	A005151650180
	CLK500	209.475	113.968	Starter	A0061510601	A006151060180
	CLK350	209.456	272.960	Starter	A0061510501	A006151050180
1996-2003						
	E320	210.055	104.995	Starter	A0041517001	A005151660180
	E420	210.072	119.985	Starter	A0041517801	A004151780180
	E430	210.070	113.940	Starter	A0051516501	A005151650180
	E320	210.065	112.941	Starter	A0051516501	A005151650180
	E320 4M	210.082	112.941	Starter	A0051516501	A005151650180
	E320 4M Wagon	210.282	112.941	Starter	A0051516501	A005151650180
	E320 Wagon	210.265	112.941	Starter	A0051516501	A005151650180
	E55 AMG	210.074	113.980	Starter	A1121510001	A112151000180
	E430 4M	210.083	113.940	Starter	A1121510001	A112151000180

Starters

Model Year	Sales Designation	Model Designation	Engine Designation	Description	New Part #	Reman Part #
2003-2009						
	E320	211.065	112.949	Starter	A0051516501	A005151650180
	E500	211.070	113.967	Starter	A0061510601	A006151060180
	E55 AMG	211.076	113.990	Starter	A0061510601	A006151060180
	E320 4M	211.082	112.954	Starter	A0051516501	A005151650180
	E500 4M	211.083	113.969	Starter	A0061510601	A006151060180
	E320 CDI	211.026	648.961	Starter	A0051516601	A005151660180
	E350	211.056	272.964	Starter	A0061510501	A006151050180
	E350 4M	211.087	272.972	Starter	A0061510501	A006151050180
	E320 Wagon	211.265	112.949	Starter	A0051516501	A005151650180
	E500 4M Wagon	211.283	113.969	Starter	A0061510601	A006151060180
	E320 4M Wagon	211.282	112.954	Starter	A0051516501	A005151650180
2000-2006						
	CL500	215.375	113.960	Starter	A0061510601	A006151060180
	CL600	215.378	137.970	Starter	A0051512401	A005151240180
	CL55 AMG	215.373	113.986	Starter	A1121510001	A112151000180
2006-2010						
	CLS500	219.375	113.967	Starter	A0061510601	A006151060180
	CLS55 AMG	219.376	113.990	Starter	A0061510601	A006151060180
	CLS550	219.372	273.960	Starter	A0061513701	A006151370180
2000-2006						
	S430	220.170	113.941	Starter	A0051516501	A005151650180
	S500	220.175	113.960	Starter	A0051516501	A005151650180
	S600	220.178	137.970	Starter	A0051512401	A005151240180
	S430 4M	220.183	113.948	Starter	A0061510601	A006151060180
	S500 4M	220.184	113.966	Starter	A0061510601	A006151060180
2006-2010						
	S550	221.171	273.961	Starter	A0061513701	A006151370180
	S550 4M	221.186	273.968	Starter	A0061516001	A006151600180
2003-2010						
	SL500	230.475	113.963	Starter	A0061510601	A006151060180
	SL55 AMG	230.474	113.992	Starter	A0061510601	A006151060180
2006-2010						
	R350	251.165	272.967	Starter	A0061510501	A006151050180
2002-2009						
	G500	463.249	113.962	Starter	A0051516501	A005151650180

Steering & Related Components

Model Year	Sales Designation	Model Designation	Engine Designation	Description	New Part #	Reman Part #
1998-2005 Power Steering Pump						
	ML320	163.154	112.942	Pwr Steer. Pump	A0034666401	A003466640180
	ML430	163.172	113.942	Pwr Steer. Pump	A0034666401	A003466640180
	ML55 AMG	163.174	113.981	Pwr Steer. Pump	A0034666401	A003466640180
	ML500	163.175	113.965	Pwr Steer. Pump	A0034666401	A003466640180
	ML350	163.157	112.970	Pwr Steer. Pump	A0034666401	A003466640180
2005-2010						
	SLK55 AMG	171.473	113.989	Pwr Steer. Pump	A0044661401	A004466140180
2003-2009						
	E320	211.065	112.949	Pwr Steer. Pump	A0034666401	A003466640180
	E500	211.070	113.967	Pwr Steer. Pump	A0044661401	A004466140180
	E55 AMG	211.076	113.990	Pwr Steer. Pump	A0044661401	A004466140180
	E320 4M	211.082	112.954	Pwr Steer. Pump	A0044661401	A004466140180
	E500 4M	211.083	113.969	Pwr Steer. Pump	A0044661401	A004466140180
	E350	211.056	272.964	Pwr Steer. Pump	A0044661401	A004466140180
	E320 Wagon	211.265	112.949	Pwr Steer. Pump	A0044661401	A004466140180
	E500 Wagon	211.270	113.967	Pwr Steer. Pump	A0044661401	A004466140180
	E500 4M Wagon	211.283	113.969	Pwr Steer. Pump	A0044661401	A004466140180
	E320 4M Wagon	211.282	112.954	Pwr Steer. Pump	A0044661401	A004466140180
	E55S AMG	211.276	113.990	Pwr Steer. Pump	A0044661401	A004466140180
2006-2010						
	CLS500	219.375	113.967	Pwr Steer. Pump	A0044661401	A004466140180
	CLS55 AMG	219.376	113.990	Pwr Steer. Pump	A0044661401	A004466140180
1986-1995 Steering Rack						
	300E	124.030	103.983	Steering Rack	A1244606201	A124460620180
	260E / 300E	124.026	103.940	Steering Rack	A1244606201	A124460620180
	300D 2.5 Turbo	124.128	602.962	Steering Rack	A1244606201	A124460620180
	300TE	124.090	103.983	Steering Rack	A1244606201	A124460620180
	300TE / E320	124.092	104.992	Steering Rack	A1244606201	A124460620180
	E300 Diesel	124.131	606.910	Steering Rack	A1244606201	A124460620180
	300E 2.8	124.028	104.942	Steering Rack	A1244606201	A124460620180
	300E / E320	124.032	104.992	Steering Rack	A1244606201	A124460620180
	300CE / E320	124.052	104.992	Steering Rack	A1244606701	A124460670180
	300CE / E320	124.066	104.992	Steering Rack	A1244606701	A124460670180
	400E / E420	124.034	119.975	Steering Rack	A1244606801	A124460680180
	500E / E500	124.036	119.974	Steering Rack	A1244606801	A124460680180
	300E 4M	124.230	103.985	Steering Rack	A1244606001	A124460600180
	300TE 4M	124.290	103.985	Steering Rack	A1244606001	A124460600180

Steering & Related Components

Model Year	Sales Designation	Model Designation	Engine Designation	Description	New Part #	Reman Part #
1981-1991						
	500SEL	126.037	117.963	Steering Rack	A 1264601401	A 126460140180
	420SEL	126.035	116.965	Steering Rack	A 1264601401	A 126460140180
	560SEL	126.039	117.968	Steering Rack	A 1264601401	A 126460140180
	560SEC	126.045	117.968	Steering Rack	A 1264601401	A 126460140180
	300SE	126.024	103.981	Steering Rack	A 1264601401	A 126460140180
1990-2002						
	300SL	129.061	104.981	Steering Rack	A 1294603601	A 129460360180
	500SL	129.066	119.960	Steering Rack	A 1294603601	A 129460360180
	500SL / SL500	129.067	119.972	Steering Rack	A 1294603601	A 129460360180
	600SL / SL600	129.076	120.981	Steering Rack	A 1294603601	A 129460360180
	SL320	129.063	104.991	Steering Rack	A 1294603601	A 129460360180
	SL500	129.067	119.982	Steering Rack	A 1294603601	A 129460360180
	SL600	129.076	120.983	Steering Rack	A 1294603601	A 129460360180
	SL500	129.068	113.961	Steering Rack	A 1294603601	A 129460360180
1992-1999						
	300SE	140.032	104.990	Steering Rack	A 1404605301	A 140460560180
	400SE	140.042	119.971	Steering Rack	A 1404605601	A 140460560180
	500SEL / S500	140.051	119.970	Steering Rack	A 1404605301	A 140460560180
	600SEL / S600	140.057	120.980	Steering Rack	A 1404605301	A 140460560180
	300SD TD	140.134	603.971	Steering Rack	A 1404605301	A 140460560180
	400SEL / S420	140.043	119.971	Steering Rack	A 1404605301	A 140460560180
	500SEC / S500	140.070	119.970	Steering Rack	A 1404605301	A 140460560180
	600SEC / S600	140.076	120.980	Steering Rack	A 1404605301	A 140460560180
	S320	140.032	104.994	Steering Rack	A 1404605301	A 140460560180
	S320	140.033	104.994	Steering Rack	A 1404605301	A 140460560180
	S500	140.051	119.980	Steering Rack	A 1404605301	A 140460560180
	S600	140.057	120.982	Steering Rack	A 1404605301	A 140460560180
	S420	140.043	119.981	Steering Rack	A 1404605301	A 140460560180
	CL500	140.070	119.980	Steering Rack	A 1404605301	A 140460560180
	CL600	140.076	120.982	Steering Rack	A 1404605301	A 140460560180
1998-2005						
	ML320	163.154	112.942	Steering Rack	A 1634600725	A 163460072580
	ML430	163.172	113.942	Steering Rack	A 1634600625	A 163460062580
	ML55 AMG	163.174	113.981	Steering Rack	A 1634600925	A 163460092580
	ML500	163.175	113.965	Steering Rack	A 1634600725	A 163460072580
	ML350	163.157	112.970	Steering Rack	A 1634600725	A 163460072580

Steering & Related Components

Model Year	Sales Designation	Model Designation	Engine Designation	Description	New Part #	Reman Part #
1998-2004						
	SLK230	170.447	111.973	Steering Rack	A1704600800	A170460080080
	SLK230	170.449	111.983	Steering Rack	A1704601100	A170460110080
	SLK320	170.465	112.947	Steering Rack	A1704601100	A170460110080
	SLK32 AMG	170.466	112.960	Steering Rack	A1704601100	A170460110080
1984-1992						
	190E 2.3	201.024	102.961 /85	Steering Rack	A2014600051	A201460005180
	190D 2.2	201.122	601.921	Steering Rack	A2014600051	A201460005180
	190D 2.5	201.126	602.911	Steering Rack	A2014600051	A201460005180
	190E 2.3-16	201.034	102.983	Steering Rack	A2014600051	A201460005180
	190E 2.6	201.029	103.942	Steering Rack	A2014600051	A201460005180
	190D 2.5 Turbo	201.128	602.961	Steering Rack	A2014600051	A201460005180
	190E 2.3	201.028	102.985	Steering Rack	A2014600051	A201460005180
1994-2000						
	C220	202.022	111.961	Steering Rack	A2024600500	A202460050080
	C280	202.028	104.941	Steering Rack	A2024600500	A202460050080
	C36 AMG	202.028	104.941	Steering Rack	A2024600500	A202460050080
	C230	202.023	111.974	Steering Rack	A2024600500	A202460050080
	C280	202.029	112.920	Steering Rack	A2024603500	A202460350080
	C43 AMG	202.033	113.944	Steering Rack	A2024603500	A202460350080
	C230	202.024	111.975	Steering Rack	A2024600500	A202460050080
2002-2007						
	C240 2.6	203.061	112.912	Steering Rack	A2034601100	A203460110080
	C320	203.064	112.946	Steering Rack	A2034601100	A203460110080
	C32 AMG	203.065	112.961	Steering Rack	A2034601100	A203460110080
	C320 Wagon	203.264	112.946	Steering Rack	A2034601100	A203460110080
	C230 CL	203.747	111.981	Steering Rack	A2024603500	A202460350080
	C240 4M	203.081	112.916	Steering Rack	A2034604100	A203460410080
	C320 4M	203.084	112.953	Steering Rack	A2034604100	A203460410080
	C320 S 4M	203.284	112.953	Steering Rack	A2034604100	A203460410080
	C240 S 4M	203.281	112.916	Steering Rack	A2034604100	A203460410080
	C230 CL 1.8	203.740	271.948	Steering Rack	A2034601100	A203460110080
	C240 S	203.261	112.912	Steering Rack	A2034601100	A203460110080
	C230 1.8	203.040	271.948	Steering Rack	A2034601100	A203460110080
	C320 CL	203.764	112.946	Steering Rack	A2034601100	A203460110080
	C55 AMG	203.076	113.988	Steering Rack	A2034605200	A203460350080
	C230	203.052	272.920	Steering Rack	A2034605200	A203460350080
	C280	203.054	272.940	Steering Rack	A2034605200	A203460350080
	C280 4M	203.092	272.941	Steering Rack	A2034604100	A203460410080

Steering & Related Components

Model Year	Sales Designation	Model Designation	Engine Designation	Description	New Part #	Reman Part #
	C350	203.056	272.960	Steering Rack	A2034605200	A203460350080
	C350 4M	203.087	272.970	Steering Rack	A2034604100	A203460410080
1998-2003						
	CLK320	208.365	112.940	Steering Rack	A2024603500	A202460350080
	CLK430	208.370	113.943	Steering Rack	A2024603500	A202460350080
	CLK320	208.465	112.940	Steering Rack	A2024603500	A202460350080
	CLK430	208.470	113.943	Steering Rack	A2024603500	A202460350080
	CLK55 AMG	208.374	113.984	Steering Rack	A2024603500	A202460350080
	CLK55 AMG	208.474	113.984	Steering Rack	A2024603500	A202460350080
2003-2009						
	CLK320	209.365	112.955	Steering Rack	A2034601300	A203460130080
	CLK500	209.375	113.968	Steering Rack	A2034601300	A203460130080
	CLK55 AMG	209.376	113.988	Steering Rack	A2034601300	A203460130080
	CLK320	209.465	112.955	Steering Rack	A2034601300	A203460130080
	CLK500	209.475	113.968	Steering Rack	A2034601300	A203460130080
	CLK55 AMG	209.476	113.988	Steering Rack	A2034601300	A203460130080
	CLK350	209.356	272.960	Steering Rack	A2034605200	A203460350080
	CLK350	209.456	272.960	Steering Rack	A2034605200	A203460350080
	CLK550	209.472	273.967	Steering Rack	A2034605200	A203460350080
	CLK550	209.372	273.967	Steering Rack	A2034605200	A203460350080
1996-2003						
	E300 Diesel	210.020	606.912	Steering Rack	A2104602400	A210460240080
	E320	210.055	104.995	Steering Rack	A2104602400	A210460240080
	E420	210.072	119.985	Steering Rack	A2104603100	A210460310080
	E430	210.070	113.940	Steering Rack	A2104603100	A210460310080
	E300 TD	210.025	606.962	Steering Rack	A2104602500	A210460250080
	E320	210.065	112.941	Steering Rack	A2104602400	A210460240080
	E320 4M	210.082	112.941	Steering Rack	A2104602400	A210460240080
	E320 4M Wagon	210.282	112.941	Steering Rack	A2104603900	A210460390080
	E320 Wagon	210.265	112.941	Steering Rack	A2104602400	A210460240080
	E55 AMG	210.074	113.980	Steering Rack	A2104603100	A210460310080
	E430 4M	210.083	113.940	Steering Rack	A2104603900	A210460390080
2003-2009						
	E320	211.065	112.949	Steering Rack	A2114601800	A211460180080
	E500	211.070	113.967	Steering Rack	A2114603200	A211460320080
	E55 AMG	211.076	113.990	Steering Rack	A2114603200	A211460320080
	E320 CDI	211.026	648.961	Steering Rack	A2114601800	A211460180080
	E350	211.056	272.964	Steering Rack	A2114603200	A211460320080
	E320 Wagon	211.265	112.949	Steering Rack	A2114603200	A211460320080

Steering & Related Components / Transmission & Related Components

Control Units See Electronic Control Units & Senders

Model Year	Sales Designation	Model Designation	Engine Designation	Description	New Part #	Reman Part #
2000-2006						
	CL500	215.375	113.960	Steering Rack	A2204602500	A220460250080
	CL600	215.378	137.970	Steering Rack	A2204602500	A220460250080
	CL55 AMG	215.373	113.986	Steering Rack	A2204602500	A220460250080
	CL600 B-Turbo	215.376	275.950	Steering Rack	A2204602500	A220460250080
	CL55 AMG	215.374	113.991	Steering Rack	A2204602500	A220460250080
2006-2010						
	CL550	216.371	273.961	Steering Rack	A2214601800	A221460180080
2000-2006						
	S430 4M	220.083	113.948	Steering Rack	A2204602500	A220460250080
	S350	220.067	112.972	Steering Rack	A2204602500	A220460250080
	S430	220.170	113.941	Steering Rack	A2204601500	A220460150080
	S500	220.175	113.960	Steering Rack	A2204601500	A220460150080
	S430	220.070	113.941	Steering Rack	A2204602500	A220460250080
	S600	220.178	137.970	Steering Rack	A2204602500	A220460250080
	S55 AMG	220.173	113.986	Steering Rack	A2204602500	A220460250080
	S430 4M	220.183	113.948	Steering Rack	A2204601500	A220460150080
	S500 4M	220.184	113.966	Steering Rack	A2204601500	A220460150080
	S600 B-Turbo	220.176	275.950	Steering Rack	A2204602500	A220460250080
	S55 AMG	220.174	113.991	Steering Rack	A2204602500	A220460250080
2006-2010						
	S550	221.171	273.961	Steering Rack	A2214601800	A221460180080
	S600 B-Turbo	221.176	275.953	Steering Rack	A2214601800	A221460180080
	S65 AMG	221.179	275.982	Steering Rack	A2214601800	A221460180080
2003-2010						
	SL500	230.475	113.963	Steering Rack	A2304600800	A230460080080
	SL55 AMG	230.474	113.992	Steering Rack	A2304600800	A230460080080
	SL600	230.476	275.951	Steering Rack	A2304600800	A230460080080
	SL65 AMG	230.479	275.981	Steering Rack	A2304600800	A230460080080
	SL550	230.471	273.965	Steering Rack	A2304600800	A230460080080
	SL600 B-Turbo	230.477	275.954	Steering Rack	A2304601200	A230460120080
	SL55 AMG	230.472	113.995	Steering Rack	A2304601200	A230460120080
1990-2002 Automatic Transmission						
	300SL	129.061	104.981	AutoM Transmission	A1292701200	A129270120080
	500SL	129.066	119.960	AutoM Transmission	A1292702601	A129270260180
	500SL / SL500	129.067	119.972	AutoM Transmission	A1402709200	A140270920080
	600SL / SL600	129.076	120.981	AutoM Transmission	A1402704500	A140270450080
	SL320	129.063	104.991	AutoM Transmission	A2102701701	A210270170180
	SL500	129.068	113.961	AutoM Transmission	A1402709600	A140270960080

Transmission & Related Components

Control Units See Electronic Control Units & Senders

Model Year	Sales Designation	Model Designation	Engine Designation	Description	New Part #	Reman Part #
1992-1999						
	300SE	140.032	104.990	AutoM Transmission	A1402702900	A140270290080
	400SE	140.042	119.971	AutoM Transmission	A1402702500	A140270250084
	500SEL / S500	140.051	119.970	AutoM Transmission	A1402702100	A140270210084
	400SEL / S420	140.043	119.971	AutoM Transmission	A1402702500	A140270250084
	500SEC / S500	140.070	119.970	AutoM Transmission	A1402702100	A140270210084
	600SEC / S600	140.076	120.980	AutoM Transmission	A1402709300	A140270930080
	S320	140.033	104.994	AutoM Transmission	A2102701701	A210270170180
	S600	140.057	120.982	AutoM Transmission	A1402704500	A140270450080
1998-2005						
	ML320	163.154	112.942	AutoM Transmission	A1632702200	A163270220080
	ML430	163.172	113.942	AutoM Transmission	A1632702200	A163270220080
	ML55 AMG	163.174	113.981	AutoM Transmission	A1632702500	A163270250080
	ML500	163.175	113.965	AutoM Transmission	A1632702500	A163270250080
	ML350	163.157	112.970	AutoM Transmission	A1632703700	A163270370080
2006-2010						
	GL450	164.871	273.923	AutoM Transmission	A1642707301	A164270730180
	GL550	164.886	273.963	AutoM Transmission	A1642707301	A164270730180
1998-2004						
	SLK230	170.447	111.973	AutoM Transmission	A2022705100	A202270510080
	SLK230	170.447	111.973	AutoM Transmission	A2022705100	A202270510080
	SLK230	170.449	111.983	AutoM Transmission	A2032700300	A203270030080
	SLK320	170.465	112.947	AutoM Transmission	A2202700500	A220270050080
	SLK32 AMG	170.466	112.960	AutoM Transmission	A2032703900	A203270390080
2005-2010						
	SLK55 AMG	171.473	113.989	AutoM Transmission	A1712703800	A171270380028
	SLK280/300	171.454	272.942	AutoM Transmission	A1712704200	A171270420080
	SLK350	171.456	272.963	AutoM Transmission	A1712703600	A171270710080
1994-2000						
	C220	202.022	111.961	AutoM Transmission	A2022701700	A202270170080
	C280	202.028	104.941	AutoM Transmission	A2022700300	A202270030080
	C230	202.023	111.974	AutoM Transmission	A2102707100	A210270710080
	C280	202.029	112.920	AutoM Transmission	A2102707600	A210270760080
	C43 AMG	202.033	113.944	AutoM Transmission	A2022703900	A202270390080
	C230	202.024	111.975	AutoM Transmission	A2022705100	A202270510080
2002-2007						
	C240 2.6	203.061	112.912	AutoM Transmission	A2032701100	A203270110080
	C320	203.064	112.946	AutoM Transmission	A2112703000	A211270300080

Transmission & Related Components

Control Units See Electronic Control Units & Senders

Model Year	Sales Designation	Model Designation	Engine Designation	Description	New Part #	Reman Part #
	C32 AMG	203.065	112.961	AutoM Transmission	A2032703900	A203270390080
	C320S	203.264	112.946	AutoM Transmission	A2202700500	A220270050080
	C230 CL	203.747	111.981	AutoM Transmission	A2032700300	A203270030080
	C240 4M	203.081	112.916	AutoM Transmission	A2112700300	A211270030080
	C320 4M	203.084	112.953	AutoM Transmission	A2112700400	A211270040080
	C320S 4M	203.284	112.953	AutoM Transmission	A2112700400	A211270040080
	C240S 4M	203.281	112.916	AutoM Transmission	A2112700300	A211270030080
	C230 CL 1.8	203.740	271.948	AutoM Transmission	A2112703300	A211270330080
	C240 S	203.261	112.912	AutoM Transmission	A2032701100	A203270110080
	C230 1.8	203.040	271.948	AutoM Transmission	A2112703300	A211270330080
	C320 CL	203.764	112.946	AutoM Transmission	A2202700500	A220270050080
	C230	203.052	272.920	AutoM Transmission	A2112708701	A211270870180
	C280	203.054	272.940	AutoM Transmission	A1712704200	A171270420080
	C280 4M	203.092	272.941	AutoM Transmission	A2112701101	A211270110180
	C350	203.056	272.960	AutoM Transmission	A1712703600	A171270710080
1998-2003						
	CLK320	208.365	112.940	AutoM Transmission	A2102707700	A210270770080
	CLK430	208.370	113.943	AutoM Transmission	A1402709500	A140270950080
	CLK320	208.465	112.940	AutoM Transmission	A2102707700	A210270770080
	CLK430	208.470	113.943	AutoM Transmission	A2202701000	A220270100080
	CLK55 AMG	208.374	113.984	AutoM Transmission	A2202701400	A220270140080
2003-2009						
	CLK320	209.365	112.955	AutoM Transmission	A2112703000	A211270300080
	CLK500	209.375	113.968	AutoM Transmission	A2112700802	A211270080280
	CLK55 AMG	209.376	113.988	AutoM Transmission	A2092700100	A209270010080
	CLK320	209.465	112.955	AutoM Transmission	A2112703000	A211270300080
	CLK500	209.475	113.968	AutoM Transmission	A2112700802	A211270080280
	CLK55 AMG	209.476	113.988	AutoM Transmission	A2092700100	A209270010080
	CLK350	209.356	272.960	AutoM Transmission	A1712703600	A171270710080
	CLK350	209.456	272.960	AutoM Transmission	A1712703600	A171270710080
	CLK63 AMG	209.477	156.982	AutoM Transmission	A2112703301	A211270330180
	CLK550	209.472	273.967	AutoM Transmission	A2192701100	A219270110080
	CLK550	209.372	273.967	AutoM Transmission	A2192701100	A219270110080
	CLK63 AMG	209.377	156.982	AutoM Transmission	A1712703800	A171270380080
1996-2003						
	E300 Diesel	210.020	606.912	AutoM Transmission	A2102700100	A210270010080
	E320	210.055	104.995	AutoM Transmission	A2102701701	A210270170180
	E420	210.072	119.985	AutoM Transmission	A2102708100	A210270810080
	E430	210.070	113.940	AutoM Transmission	A1402709500	A140270950080

Transmission & Related Components

Control Units See Electronic Control Units & Senders

Model Year	Sales Designation	Model Designation	Engine Designation	Description	New Part #	Reman Part #
	E300	210.025	606.962	AutoM Transmission	A1402709100	A140270910080
	E320	210.065	112.941	AutoM Transmission	A2102707700	A210270770080
	E320 4M	210.082	112.941	AutoM Transmission	A2102702101	A210270210180
	E320S 4M	210.282	112.941	AutoM Transmission	A2102702101	A210270210180
	E320S	210.265	112.941	AutoM Transmission	A2102707700	A210270770080
	E55 AMG	210.074	113.980	AutoM Transmission	A2102702601	A210270260180
	E4304M	210.083	113.940	AutoM Transmission	A2102702701	A210270270180
2003-2009						
	E320	211.065	112.949	AutoM Transmission	A2112703000	A211270300080
	E500	211.070	113.967	AutoM Transmission	A2112700802	A211270080280
	E55 AMG	211.076	113.990	AutoM Transmission	A2302700700	A230270070080
	E320 4M	211.082	112.954	AutoM Transmission	A2112707200	A211270720080
	E320 CDI	211.026	648.961	AutoM Transmission	A2202704801	A220270480180
	E350	211.056	272.964	AutoM Transmission	A1712703600	A171270710080
	E550	211.072	273.960	AutoM Transmission	A2192701100	A219270110080
	E63 AMG	211.077	156.983	AutoM Transmission	A2112703301	A211270330180
	E320S	211.265	112.949	AutoM Transmission	A2112703000	A211270300080
	E320S 4M	211.282	112.954	AutoM Transmission	A2112707200	A211270720080
	E55S AMG	211.276	113.990	AutoM Transmission	A2302700700	A230270070080
	E350S	211.256	272.964	AutoM Transmission	A1712703600	A171270710080
2000-2006						
	CL500	215.375	113.960	AutoM Transmission	A2112700802	A211270080280
	CL600	215.378	137.970	AutoM Transmission	A2202701400	A220270140080
	CL55 AMG	215.373	113.986	AutoM Transmission	A2202701400	A220270140080
	CL55 AMG	215.374	113.991	AutoM Transmission	A2302700700	A230270070080
2006-2010						
	CL550	216.371	273.961	AutoM Transmission	A2212700402	A221270040280
	CL600 B-Turbo	216.376	275.953	AutoM Transmission	A2212706801	A221270680180
	CL63 AMG	216.377	156.984	AutoM Transmission	A2212700202	A221270020280
2006-2010						
	CLS500	219.375	113.967	AutoM Transmission	A2112700802	A211270080280
	CLS55 AMG	219.376	113.990	AutoM Transmission	A2302700700	A230270070080
	CLS550	219.372	273.960	AutoM Transmission	A2192701100	A219270110080
	CLS63 AMG	219.377	156.983	AutoM Transmission	A2112703301	A211270330180
2000-2006						
	S350	220.067	112.972	AutoM Transmission	A2302700500	A230270050080
	S65 AMG	220.179	275.980	AutoM Transmission	A2402700700	A240270070080
	S430	220.170	113.941	AutoM Transmission	A2112700802	A211270080280

Transmission & Related Components

Control Units See Electronic Control Units & Senders

Model Year	Sales Designation	Model Designation	Engine Designation	Description	New Part #	Reman Part #
	S500	220.175	113.960	AutoM Transmission	A2112700802	A211270080280
	S430	220.070	113.941	AutoM Transmission	A2112700802	A211270080280
	S600	220.178	137.970	AutoM Transmission	A2202701400	A220270140080
	S55 AMG	220.173	113.986	AutoM Transmission	A2202701400	A220270140080
	S430 4M	220.183	113.948	AutoM Transmission	A2402700700	A240270070080
	S500 4M	220.184	113.966	AutoM Transmission	A2402700700	A240270070080
	S600 B-Turbo	220.176	275.950	AutoM Transmission	A2402700700	A240270070080
	S55 AMG	220.174	113.991	AutoM Transmission	A2302700700	A230270070080
2006-2010						
	S550	221.171	273.961	AutoM Transmission	A2212700402	A221270040280
	S600 B-Turbo	221.176	275.953	AutoM Transmission	A2212706801	A221270680180
	S65 AMG	221.179	275.982	AutoM Transmission	A2212706801	A221270680180
	S63 AMG	221.177	156.984	AutoM Transmission	A2212700202	A221270020280
2003-2010						
	SL500	230.475	113.963	AutoM Transmission	A2112700802	A211270080280
	SL55 AMG	230.474	113.992	AutoM Transmission	A2302700700	A230270070080
	SL550	230.471	273.965	AutoM Transmission	A2192701100	A219270110080
2006-2010						
	R350	251.165	272.967	AutoM Transmission	A1642707401	A164270740180
	R500 4M	251.175	113.971	AutoM Transmission	A1642706901	A164270690180
2002-2009						
	G500	463.249	113.962	AutoM Transmission	A4632704101	A463270410180
	G55 AMG	463.246	113.982	AutoM Transmission	A4632704101	A463270410180
1998-2004 Manual Transmission						
	SLK230	170.447	111.973	Manual Transmission	A1702600000	A170260000080
	SLK230	170.449	111.983	Manual Transmission	A2032604901	A203260490180
	SLK320	170.465	112.947	Manual Transmission	A2112606600	A211260660080
2002-2007						
	C240 2.6 MT	203.061	112.912	Manual Transmission	A2032604201	A203260420180
	C320	203.064	112.946	Manual Transmission	A2112606600	A211260660080
	C230 CL	203.747	111.981	Manual Transmission	A2112609400	A211260940080
	C230 CL 1.8	203.740	271.948	Manual Transmission	A2032608101	A203260810180
	C230 1.8	203.040	271.948	Manual Transmission	A2032608101	A203260810180
	C320 CL	203.764	112.946	Manual Transmission	A2112606600	A211260660080
1986-1995 Valve Body Text						
	300D Turbo	124.133	603.960	Valve Body	A1072703307	A107270330780
	300E	124.030	103.983	Valve Body	A1242707007	A124270700780
	260E / 300E 2.6	124.026	103.940	Valve Body	A1242707007	A124270700780
	300CE	124.050	103.983	Valve Body	A1242707007	A124270700780

Transmission & Related Components

Control Units See Electronic Control Units & Senders

Model Year	Sales Designation	Model Designation	Engine Designation	Description	New Part #	Reman Part #
	300CE	124.051	104.980	Valve Body	A1402707807	A140270780780
	300D 2.5 Turbo	124.128	602.962	Valve Body	A1072703307	A107270330780
	300TD Turbo	124.193	603.960	Valve Body	A1072703307	A107270330780
	300TE	124.090	103.983	Valve Body	A1242707007	A124270700780
	300TE / E320	124.092	104.992	Valve Body	A1402707807	A140270780780
	E300 Diesel	124.131	606.910	Valve Body	A1072703307	A107270330780
	300E 2.8	124.028	104.942	Valve Body	A1402707807	A140270780780
	300E / E320	124.032	104.992	Valve Body	A1402707807	A140270780780
	300CE / E320	124.052	104.992	Valve Body	A1402707807	A140270780780
	300CE Cab. / E320	124.066	104.992	Valve Body	A1402707807	A140270780780
	400E / E420	124.034	119.975	Valve Body	A1242706915	A124270691580
	500E / E500	124.036	119.974	Valve Body	A1242706915	A124270691580
	300E 4M	124.230	103.985	Valve Body	A1242707007	A124270700780
	300TE 4M	124.290	103.985	Valve Body	A1242707007	A124270700780
1981-1991						
	380SE	126.032	116.963	Valve Body	A1262703715	A126270371580
	380SEL	126.033	116.961	Valve Body	A1262703715	A126270371580
	380SEC	126.043	116.963	Valve Body	A1262703715	A126270371580
	500SEL	126.037	117.963	Valve Body	A1262703715	A126270371580
	300SDL TD	126.125	603.961	Valve Body	A1072703307	A107270330780
	420SEL	126.035	116.965	Valve Body	A1262702171	A126270217180
	560SEL	126.039	117.968	Valve Body	A1262703715	A126270371580
	560SEC	126.045	117.968	Valve Body	A1262703715	A126270371580
	300SEL	126.025	103.981	Valve Body	A1242707007	A124270700780
	300SE	126.024	103.981	Valve Body	A1242707007	A124270700780
	350SD TD	126.134	603.970	Valve Body	A1262709271	A126270927180
	350SDL TD	126.135	603.970	Valve Body	A1262709271	A126270927180
1990-2002						
	300SL	129.061	104.981	Valve Body	A1292703207	A129270320780
	500SL	129.066	119.960	Valve Body	A1402706707	A140270670780
	500SL / SL500	129.067	119.972	Valve Body	A1402706707	A140270670780
	600SL / SL600	129.076	120.981	Valve Body	A1402700606	A140270060680
	SL320	129.063	104.991	Valve Body	A1292703207	A129350421480
	SL500	129.067	119.982	Valve Body	A1402706707	A140270670780
	SL600	129.076	120.983	Valve Body	A1402700606	A140270060680
	SL500	129.068	113.961	Valve Body	A1402700606	A140270060680

Transmission & Related Components

Control Units See Electronic Control Units & Senders

Model Year	Sales Designation	Model Designation	Engine Designation	Description	New Part #	Reman Part #
1992-1999						
	300SE	140.032	104.990	Valve Body	A1402700606	A140270060680
	400SE	140.042	119.971	Valve Body	A1402705207	A140270520780
	500SEL / S500	140.051	119.970	Valve Body	A1402705007	A140270500780
	600SEL / S600	140.057	120.980	Valve Body	A1402704707	A140270470780
	300SD / S350 TD	140.134	603.971	Valve Body	A1262709271	A126270927180
	400SEL / S420	140.043	119.971	Valve Body	A1402706407	A140270640780
	500SEC / S500	140.070	119.970	Valve Body	A1402706707	A140270670780
	600SEC / S600	140.076	120.980	Valve Body	A1402700606	A140270060680
	S320	140.032	104.994	Valve Body	A1402700606	A140270060680
	S320	140.033	104.994	Valve Body	A1402700606	A140270060680
	S500	140.051	119.980	Valve Body	A1402705007	A140270500780
	S600	140.057	120.982	Valve Body	A1402704707	A140270470780
	S420	140.043	119.981	Valve Body	A1402706407	A140270640780
	CL500	140.070	119.980	Valve Body	A1402706707	A140270670780
	CL600	140.076	120.982	Valve Body	A1402700606	A140270060680
1998-2005						
	ML320	163.154	112.942	Valve Body	A1402700606	A140270060680
	ML430	163.172	113.942	Valve Body	A1402700606	A140270060680
	ML55 AMG	163.174	113.981	Valve Body	A1402700606	A140270060680
	ML500	163.175	113.965	Valve Body	A1402700606	A140270060680
	ML350	163.157	112.970	Valve Body	A1402700606	A140270060680
1998-2004						
	SLK230	170.447	111.973	Valve Body	A1402700606	A140270060680
	SLK230	170.449	111.983	Valve Body	A1402700606	A140270060680
	SLK320	170.465	112.947	Valve Body	A1402700606	A140270060680
	SLK32 AMG	170.466	112.960	Valve Body	A1402700606	A140270060680
1994-2000						
	C220	202.022	111.961	Valve Body	A2022702107	A202270210780
	C280	202.028	104.941	Valve Body	A1402707807	A140270780780
	C36 AMG	202.028	104.941	Valve Body	A1402707807	A140270780780
	C230	202.023	111.974	Valve Body	A1402700606	A140270060680
	C280	202.029	112.920	Valve Body	A1402700606	A140270060680
	C43 AMG	202.033	113.944	Valve Body	A1402700606	A140270060680
	C230	202.024	111.975	Valve Body	A1402700606	A140270060680
2002-2007						
	C240 2.6	203.061	112.912	Valve Body	A1402700606	A140270060680
	C320	203.064	112.946	Valve Body	A1402700606	A140270060680
	C32 AMG	203.065	112.961	Valve Body	A1402700606	A140270060680
	C320 Wagon	203.264	112.946	Valve Body	A1402700606	A140270060680

Transmission & Related Components

Control Units See Electronic Control Units & Senders

Model Year	Sales Designation	Model Designation	Engine Designation	Description	New Part #	Reman Part #
	C230 CL	203.747	111.981	Valve Body	A1402700606	A140270060680
	C240 4M	203.081	112.916	Valve Body	A1402700606	A140270060680
	C320 4M	203.084	112.953	Valve Body	A1402700606	A140270060680
	C320 S 4M	203.284	112.953	Valve Body	A1402700606	A140270060680
	C240 S 4M	203.281	112.916	Valve Body	A1402700606	A140270060680
	C230 CL 1.8	203.740	271.948	Valve Body	A1402700606	A140270060680
	C240 S	203.261	112.912	Valve Body	A1402700606	A140270060680
	C230 1.8	203.040	271.948	Valve Body	A1402700606	A140270060680
	C320 CL	203.764	112.946	Valve Body	A1402700606	A140270060680
	C55 AMG	203.076	113.988	Valve Body	A2112700006	A211270000680
	C280 4M	203.092	272.941	Valve Body	A2112700006	A211270000680
	C350 4M	203.087	272.970	Valve Body	A2112700006	A211270000680
1998-2003						
	CLK320	208.365	112.940	Valve Body	A1402700606	A140270060680
	CLK430	208.370	113.943	Valve Body	A1402700606	A140270060680
	CLK320 Cab.	208.465	112.940	Valve Body	A1402700606	A140270060680
	CLK430 Cab.	208.470	113.943	Valve Body	A1402700606	A140270060680
	CLK55 AMG	208.374	113.984	Valve Body	A1402700606	A140270060680
	CLK55 AMG	208.474	113.984	Valve Body	A1402700606	A140270060680
2003-2009						
	CLK320	209.365	112.955	Valve Body	A1402700606	A140270060680
	CLK500	209.375	113.968	Valve Body	A1402700606	A140270060680
	CLK55 AMG	209.376	113.988	Valve Body	A1402700606	A140270060680
	CLK320 Cab.	209.465	112.955	Valve Body	A1402700606	A140270060680
	CLK500 Cab.	209.475	113.968	Valve Body	A1402700606	A140270060680
	CLK55 AMG	209.476	113.988	Valve Body	A1402700606	A140270060680
1996-2003						
	E300 Diesel	210.020	606.912	Valve Body	A2102700007	A210270000780
	E320	210.055	104.995	Valve Body	A1402700606	A140270060680
	E420	210.072	119.985	Valve Body	A1402700606	A140270060680
	E430	210.070	113.940	Valve Body	A1402700606	A140270060680
	E300 TD	210.025	606.962	Valve Body	A1402700606	A140270060680
	E320	210.065	112.941	Valve Body	A1402700606	A140270060680
	E320 4M	210.082	112.941	Valve Body	A1402700606	A140270060680
	E320 4M Wagon	210.282	112.941	Valve Body	A1402700606	A140270060680
	E320 Wagon	210.265	112.941	Valve Body	A1402700606	A140270060680
	E55 AMG	210.074	113.980	Valve Body	A1402700606	A140270060680
	E430 4M	210.083	113.940	Valve Body	A1402700606	A140270060680

Transmission & Related Components

Control Units See Electronic Control Units & Senders

Model Year	Sales Designation	Model Designation	Engine Designation	Description	New Part #	Reman Part #
2003-2009						
	E320	211.065	112.949	Valve Body	A1402700606	A140270060680
	E500	211.070	113.967	Valve Body	A1402700606	A140270060680
	E55 AMG	211.076	113.990	Valve Body	A2112700006	A211270000680
	E320 4M	211.082	112.954	Valve Body	A2112700006	A211270000680
	E500 4M	211.083	113.969	Valve Body	A2112700006	A211270000680
	E320 CDI	211.026	648.961	Valve Body	A1402700606	A140270060680
	E350 4M	211.087	272.972	Valve Body	A2112700006	A211270000680
	E320 Wagon	211.265	112.949	Valve Body	A2112700006	A211270000680
	E500 Wagon	211.270	113.967	Valve Body	A1402700606	A140270060680
	E500 4M Wagon	211.283	113.969	Valve Body	A2112700006	A211270000680
	E320 4M Wagon	211.282	112.954	Valve Body	A2112700006	A211270000680
	E55S AMG	211.276	113.990	Valve Body	A2402700106	A240270010680
2000-2006						
	CL500	215.375	113.960	Valve Body	A1402700606	A140270060680
	CL600	215.378	137.970	Valve Body	A1402700606	A140270060680
	CL55 AMG	215.373	113.986	Valve Body	A1402700606	A140270060680
	CL600 B-Turbo	215.376	275.950	Valve Body	A2402700106	A240270010680
	CL55 AMG	215.374	113.991	Valve Body	A1402700606	A140270060680
2000-2006						
	S430 4M	220.083	113.948	Valve Body	A1402700606	A140270060680
	S350	220.067	112.972	Valve Body	A2112700006	A211270000680
	S65 AMG	220.179	275.980	Valve Body	A2402700106	A240270010680
	S430	220.170	113.941	Valve Body	A1402700606	A140270060680
	S500	220.175	113.960	Valve Body	A1402700606	A140270060680
	S430	220.070	113.941	Valve Body	A1402700606	A140270060680
	S600	220.178	137.970	Valve Body	A1402700606	A140270060680
	S55 AMG	220.173	113.986	Valve Body	A1402700606	A140270060680
	S430 4M	220.183	113.948	Valve Body	A1402700606	A140270060680
	S500 4M	220.184	113.966	Valve Body	A1402700606	A140270060680
	S600 B-Turbo	220.176	275.950	Valve Body	A1402700606	A140270060680
	S55 AMG	220.174	113.991	Valve Body	A2112700006	A211270000680
2003-2010						
	SL500	230.475	113.963	Valve Body	A1402700606	A140270060680
	SL55 AMG	230.474	113.992	Valve Body	A1402700606	A140270060680
	SL600	230.476	275.951	Valve Body	A2402700106	A240270010680
	SL65 AMG	230.479	275.981	Valve Body	A2402700106	A240270010680
	SL55 AMG	230.472	113.995	Valve Body	A2402700106	A240270010680

Transmissions & Related Components / Turbochargers / Water Pumps

Model Year	Sales Designation	Model Designation	Engine Designation	Description	New Part #	Reman Part #
2002-2009						
	G500	463.249	113.962	Valve Body	A1402700606	A140270060680
	G55 AMG	463.246	113.982	Valve Body	A1402700606	A140270060680
	G55K AMG	463.271	113.993	Valve Body	A2402700106	A240270010680
1986-1995 Turbocharger						
	300D Turbo	124.133	603.960	Turbocharger	A0020969299	A002096929980
	300D 2.5 Turbo	124.128	602.962	Turbocharger	A0030969899	A003096989980
	300TD Turbo	124.193	603.960	Turbocharger	A0020969299	A002096929980
1981-1991						
	300SDL Turbo	126.125	603.961	Turbocharger	A0020969299	A002096929980
1992-1999						
	300SD TD	140.134	603.971	Turbocharger	A0040964899	A004096489980
1996-2003						
	E300 TD	210.025	606.962	Turbocharger	A6060960099	A606096009980
2003-2009						
	E320 CDI	211.026	648.961	Turbocharger	A6480960299	A648096029980
2003-2010						
	SL55 AMG	230.474	113.992	Compressor	A1130900080	A113090008080
1986-1995 Water Pump						
	300D Turbo	124.133	603.960	Water Pump	A6032010301	A603201030180
	300E	124.030	103.983	Water Pump	A1032003701	A103200370180
	260E / 300E	124.026	103.940	Water Pump	A1032003701	A103200370180
	300CE	124.050	103.983	Water Pump	A1032003701	A103200370180
	300CE	124.051	104.980	Water Pump	A1042003101	A104200310180
	300D 2.5 Turbo	124.128	602.962	Water Pump	A6022000220	A602200022080
	300TD Turbo	124.193	603.960	Water Pump	A6032010301	A603201030180
	300TE	124.090	103.983	Water Pump	A1032003701	A103200370180
	300TE / E320	124.092	104.992	Water Pump	A1042003301	A104200330180
	E300 Diesel	124.131	606.910	Water Pump	A6022000220	A602200022080
	300E 2.8	124.028	104.942	Water Pump	A1042003301	A104200330180
	300E / E320	124.032	104.992	Water Pump	A1042003301	A104200330180
	300CE / E320	124.052	104.992	Water Pump	A1042003301	A104200330180
	300CE / E320	124.066	104.992	Water Pump	A1042003301	A104200330180
	400E / E420	124.034	119.975	Water Pump	A1192002101	A119200210180
	500E / E500	124.036	119.974	Water Pump	A1192001501	A119200150180
	300E 4M	124.230	103.985	Water Pump	A1032003701	A103200370180
	300TE 4M	124.290	103.985	Water Pump	A1032003701	A103200370180

Water Pumps

Model Year	Sales Designation	Model Designation	Engine Designation	Description	New Part #	Reman Part #
1981-1991						
	300SDL Turbo	126.125	603.961	Water Pump	A6032010301	A603201030180
	300SEL	126.025	103.981	Water Pump	A1032003701	A103200370180
	300SE	126.024	103.981	Water Pump	A1032003701	A103200370180
	350SD Turbo	126.134	603.970	Water Pump	A6032010701	A603201070180
	350SDL Turbo	126.135	603.970	Water Pump	A6032010301	A603201030180
1990-2002						
	300SL	129.061	104.981	Water Pump	A1042003101	A104200310180
	500SL	129.066	119.960	Water Pump	A1192002101	A119200210180
	500SL / SL500	129.067	119.972	Water Pump	A1192002101	A119200210180
	600SL / SL600	129.076	120.981	Water Pump	A1202001101	A120200110180
	SL320	129.063	104.991	Water Pump	A1042004501	A104200470180
	SL500	129.067	119.982	Water Pump	A1192002101	A119200210180
	SL600	129.076	120.983	Water Pump	A1202001101	A120200110180
	SL500	129.068	113.961	Water Pump	A1122001501	A112200150180
1992-1999						
	300SE	140.032	104.990	Water Pump	A1042003001	A104200300180
	400SE	140.042	119.971	Water Pump	A1192002101	A119200210180
	500SEL / S500	140.051	119.970	Water Pump	A1192002101	A119200210180
	600SEL / S600	140.057	120.980	Water Pump	A1202001101	A120200110180
	300SD / S350	140.134	603.971	Water Pump	A6032010301	A603201030180
	400SEL / S420	140.043	119.971	Water Pump	A1192002101	A119200210180
	500SEC / S500	140.070	119.970	Water Pump	A1192002101	A119200210180
	600SEC / S600	140.076	120.980	Water Pump	A1202001101	A120200110180
	S320	140.032	104.994	Water Pump	A1042003001	A104200300180
	S320	140.033	104.994	Water Pump	A1042004601	A104200460180
	S500	140.051	119.980	Water Pump	A1192002101	A119200210180
	S600	140.057	120.982	Water Pump	A1202001101	A120200110180
	S420	140.043	119.981	Water Pump	A1192002101	A119200210180
	CL500	140.070	119.980	Water Pump	A1192002101	A119200210180
	CL600	140.076	120.982	Water Pump	A1202001101	A120200110180
1998-2005						
	ML320	163.154	112.942	Water Pump	A1122001401	A112200140180
	ML430	163.172	113.942	Water Pump	A1122001401	A112200140180
	ML55 AMG	163.174	113.981	Water Pump	A1122001401	A112200140180
	ML500	163.175	113.965	Water Pump	A1122001401	A112200140180
	ML350	163.157	112.970	Water Pump	A1122001501	A112200150180

Water Pumps

Model Year	Sales Designation	Model Designation	Engine Designation	Description	New Part #	Reman Part #
1998-2004						
	SLK230	170.447	111.973	Water Pump	A1112002301	A111200230180
	SLK230	170.449	111.983	Water Pump	A1112004201	A111200420180
	SLK320	170.465	112.947	Water Pump	A1122001501	A112200150180
	SLK32 AMG	170.466	112.960	Water Pump	A1122001301	A112200130180
1984-1992						
	190E 2.3	201.024	102.961/5	Water Pump	A1022004201	A102200420180
	190D 2.2	201.122	601.921	Water Pump	A6012000920	A601200092080
	190D 2.5	201.126	602.911	Water Pump	A6022000220	A602200022080
	190E 2.3-16	201.034	102.983	Water Pump	A1022004201	A102200420180
	190E 2.6	201.029	103.942	Water Pump	A1032003701	A103200370180
	190D 2.5 Turbo	201.128	602.961	Water Pump	A6032010701	A603201070180
	190E 2.3	201.028	102.985	Water Pump	A1022004201	A102200420180
1994-2000						
	C220	202.022	111.961	Water Pump	A1112004001	A111200400180
	C280	202.028	104.941	Water Pump	A1042003301	A104200330180
	C36 AMG	202.028	104.941	Water Pump	A1042003301	A104200330180
	C230	202.023	111.974	Water Pump	A1112004001	A111200400180
	C280	202.029	112.920	Water Pump	A1122001401	A112200140180
	C43 AMG	202.033	113.944	Water Pump	A1122001401	A112200140180
	C230	202.024	111.975	Water Pump	A1112002301	A111200230180
2002-2007						
	C240 2.6	203.061	112.912	Water Pump	A1122001401	A112200140180
	C240 2.6	203.061	112.912	Water Pump	A1122001401	A112200140180
	C320	203.064	112.946	Water Pump	A1122001501	A112200150180
	C32 AMG	203.065	112.961	Water Pump	A1122001301	A112200130180
	C320 Wagon	203.264	112.946	Water Pump	A1122001501	A112200150180
	C230 CL	203.747	111.981	Water Pump	A1112004201	A111200420180
	C240 4M	203.081	112.916	Water Pump	A1122001501	A112200150180
	C320 4M	203.084	112.953	Water Pump	A1122001501	A112200150180
	C320 S 4M	203.284	112.953	Water Pump	A1122001501	A112200150180
	C240 S 4M	203.281	112.916	Water Pump	A1122001501	A112200150180
	C240 S	203.261	112.912	Water Pump	A1122001501	A112200150180
	C320 CL	203.764	112.946	Water Pump	A1122001501	A112200150180
	C55 AMG	203.076	113.988	Water Pump	A1122001501	A112200150180
1998-2003						
	CLK320	208.365	112.940	Water Pump	A1122001401	A112200140180
	CLK430	208.370	113.943	Water Pump	A1122001501	A112200150180
	CLK320	208.465	112.940	Water Pump	A1122001501	A112200150180

Water Pumps

Model Year	Sales Designation	Model Designation	Engine Designation	Description	New Part #	Reman Part #
	CLK430	208.470	113.943	Water Pump	A1122001501	A112200150180
	CLK55 AMG	208.374	113.984	Water Pump	A1122001401	A112200140180
	CLK55 AMG	208.474	113.984	Water Pump	A1122001401	A112200140180
2003-2009						
	CLK320	209.365	112.955	Water Pump	A1122001501	A112200150180
	CLK500	209.375	113.968	Water Pump	A1122001501	A112200150180
	CLK55 AMG	209.376	113.988	Water Pump	A1122001501	A112200150180
	CLK320	209.465	112.955	Water Pump	A1122001501	A112200150180
	CLK500	209.475	113.968	Water Pump	A1122001501	A112200150180
	CLK55 AMG	209.476	113.988	Water Pump	A1122001401	A112200140180
1996-2003						
	E300 Diesel	210.020	606.912	Water Pump	A6032010301	A603201030180
	E320	210.055	104.995	Water Pump	A1042004501	A104200470180
	E420	210.072	119.985	Water Pump	A1192002101	A119200210180
	E430	210.070	113.940	Water Pump	A1122001501	A112200150180
	E300 TD	210.025	606.962	Water Pump	A6052000820	A605200082080
	E320	210.065	112.941	Water Pump	A1122001401	A112200140180
	E320 4M	210.082	112.941	Water Pump	A1122001401	A112200140180
	E320 4M Wagon	210.282	112.941	Water Pump	A1122001401	A112200140180
	E320 Wagon	210.265	112.941	Water Pump	A1122001401	A112200140180
	E55 AMG	210.074	113.980	Water Pump	A1122001401	A112200140180
	E430 4M	210.083	113.940	Water Pump	A1122001501	A112200150180
2003-2009						
	E320	211.065	112.949	Water Pump	A1122001501	A112200150180
	E500	211.070	113.967	Water Pump	A1122001501	A112200150180
	E55 AMG	211.076	113.990	Water Pump	A1132000101	A113200010180
	E320 4M	211.082	112.954	Water Pump	A1122001501	A112200150180
	E500 4M	211.083	113.969	Water Pump	A1122001501	A112200150180
	E320 CDI	211.026	648.961	Water Pump	A6132000901	A613200090180
	E320 Wagon	211.265	112.949	Water Pump	A1122001501	A112200150180
	E500 Wagon	211.270	113.967	Water Pump	A1122001501	A112200150180
	E500 4M Wagon	211.283	113.969	Water Pump	A1122001501	A112200150180
	E320 4M Wagon	211.282	112.954	Water Pump	A1122001501	A112200150180
	E55S AMG	211.276	113.990	Water Pump	A1122001501	A112200150180
2000-2006						
	CL500	215.375	113.960	Water Pump	A1122001501	A112200150180
	CL55 AMG	215.373	113.986	Water Pump	A1122001501	A112200150180
	CL55 AMG	215.374	113.991	Water Pump	A1132000101	A113200010180

Water Pumps

Model Year	Sales Designation	Model Designation	Engine Designation	Description	New Part #	Reman Part #
2000-2006						
	S430	220.170	113.941	Water Pump	A 1122001401	A 112200140180
	S500	220.175	113.960	Water Pump	A 1122001401	A 112200140180
	S430	220.070	113.941	Water Pump	A 1122001501	A 112200150180
	S55 AMG	220.173	113.986	Water Pump	A 1122001401	A 112200140180
	S430 4M	220.183	113.948	Water Pump	A 1122001401	A 112200140180
	S500 4M	220.184	113.966	Water Pump	A 1122001401	A 112200140180
	S55 AMG	220.174	113.991	Water Pump	A 1132000101	A 113200010180
2003-2010						
	SL500	230.475	113.963	Water Pump	A 1122001501	A 112200150180
	SL55 AMG	230.474	113.992	Water Pump	A 1132000101	A 113200010180
2002-2009						
	G500	463.249	113.962	Water Pump	A 1122001401	A 112200140180
	G55 AMG	463.246	113.982	Water Pump	A 1122001401	A 112200140180
	G55K AMG	463.271	113.993	Water Pump	A 1132000101	A 113200010180

Mercedes-Benz USA, LLC
One Mercedes Drive
Montvale, NJ 07645
1-800-FOR-MERCEDES
MBUSA.com

All information contained in this publication has been approved as of the publication date, but details are subject to change. All rights reserved. Reproduction or translation in whole or part is not permitted without written authorization from the publisher.

© 2009 Mercedes-Benz USA, LLC. A Daimler Company. PSMKG-072009-RPRB. Printed in the United States of America.